

RADAR TYPE LEVEL METER
(Frequency Modulated Continuous Wave)

REFLEX RADAR

FMCW-VG7

SOLUTION NOW COMES TRUE!!
LEVEL MEASUREMENT FROM LIQUIDS TO
GRANULATED MATERIALS AND MOST
SOLIDS



Petrochemical
Chemical
Paint
Iron-making
Cement
Flour Milling
Paper/Pulp

Oil Refinery
Asphalt
Powers
Mining
Resin
Water Treatment

EXCELLENCE IN NON-CONTACT TYPE!!
OUTSTANDING SOFTWARE ENSURES
THE MOST RELIABLE DETECTION.

Non-contact Radar

FMCW VG7 SERIES OF RADAR FMCW SYSTEM

(Frequency Modulated Continuous Wave)

A unique measurement system upgrades the accuracy.

Micro pulses are continuously sent via an antenna toward a product to be measured from which they are reflected back. It calculate the round trip time from the frequency difference between micro pulses emitted and received at the antenna, which is directly proportional to the distance. The speed of the micro pulses being not affected by temperature and pressure and the changes in dielectric constant or density, this can widely be applied in various fields.

FMCW is the best system to achieve the high resolution both accurately and reproducibly.

VG series are featured by the following unique technical advantages:

- ETS(Empty Tank Spectrum)
It memorizes the complex of inner structure when the tank is emptied and detects the level accurately in ignoring tank internals.
- TBF(Tank Bottom Following: Detecting reliably low dielectric products)
- Compatibility of Measuring Head

FEATURES

- It can be used for powders, solids, liquids, slurries and viscous materials.
- It may not be affected even if the product is varied.
- It is of non-contact type having the range of 40m.
- It can be used in a vacuum and under high temperature/pressure.
- ATEX EExia(Intrinsically safe explosion-proof)
ATEX EExd(flame-proof)
- Low Consumption (75mW)



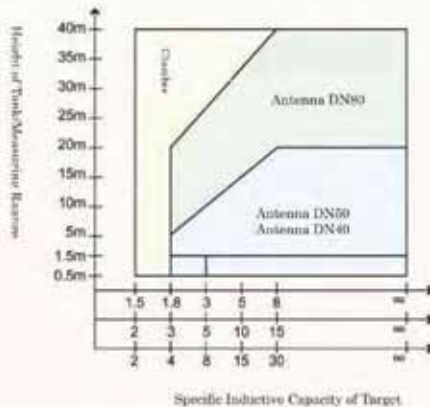
OPERATING PRINCIPLE

Electromagnetic waves are emitted, reflected from the target surface and received at a time-delayed frequency. The difference is calculated from the actual transmit frequency and the receive frequency and is transformed into a lower frequency spectrum. Then the distance is calculated from this spectrum. FMCW is programmed so as to process signals to keep the linearity.



with Sunshade Cover

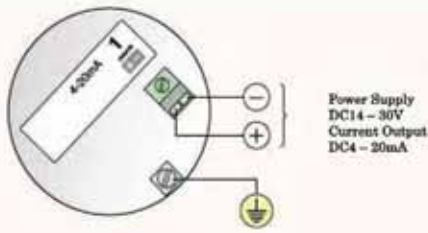
■ SELECTION GRAPH FOR ANTENNA TYPE



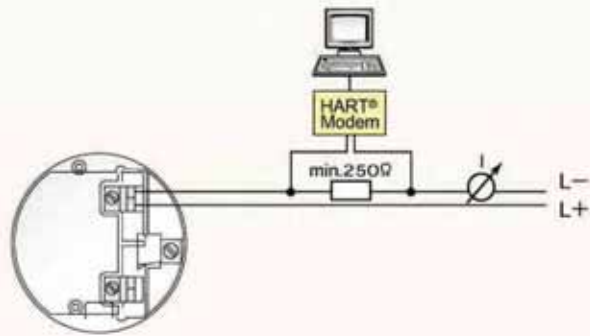
- Storage Tank(No agitation on Liquid Surface)
- Process Tank(Agitation and foam on Liquid Surface)
- Tank with Agitator

*Select Apparent Specific Inductive Capacity for powders and solids.

■ CROSSLINE DRAWING

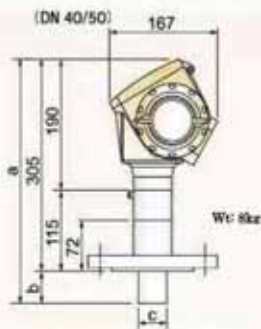


■ CONNECTION DRAWING



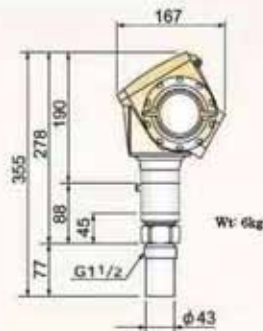
■ HOUSING DIMENSIONS

● Flange Mounting



Antenna	a	b	c
DN40	344	39	Φ39
DN50	355	50	Φ43

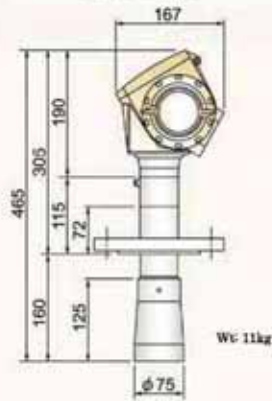
■ Screw Mounting



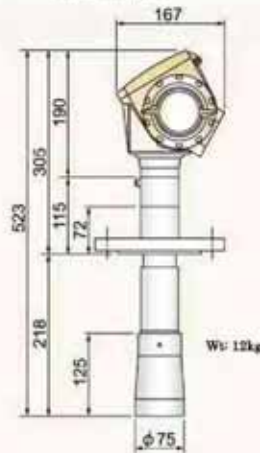
Plane View



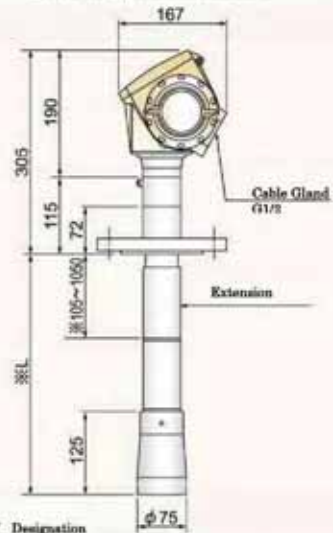
■ Flange Mounting(80A)
(DN80 Short Type)



■ Flange Mounting(80A)
(DN80 Long Type)



■ Flange Mounting(80A)
(DN80 Long Type) Extended Antenna



Ref Designation
Model Table

PROGRAMMING

With a setup display on the head and HART Protocol options, it is possible to do remote programming with PC and to monitor.



Sensor head Display(Optional)




PC Display



● STANDARD SPECIFICATIONS

Power Supply (Two Wire)	Non Explosion-proof/ EExi	24VDC (DC14 - 30V)
	EExd	24VDC (DC20 - 36V)
Measuring Range	Min Tank Height	0.5m
	Max Measuring Range	40m(dependant on environment)
	Blocking Distance	Extended Length + Antenna Length + 0.1m
Output	Output 1(Max Load Resistance 350Ω)	DC4 - 20mA HART (Max Load Resistance: 350Ω)
	Error Output	DC3.6mA or DC22mA or hold
	Accuracy	0.05%
	Resolution	± 2 μA
Accuracy	Accuracy	± 3mm(dependant on environment)
	Resolution	1mm
	Beam Angle(DN40)	20°
	Beam Angle(DN50)	15°
	Beam Angle(DN80)	10°
Conditions	Ambient Temperature	-40 - +85°C(EExi: -40 - +60°C)
	Storage Temp. for Insurtrment	-40 - +85°C
	Flange Temperature	-40 - +200°C(EEx: +150°C)
	Withstanding Pressure	0.1MPa - 4MPa
	Housing	IP66 NEMA6 - 6X

● DESIGNATION OF MODEL



製造元 HYCONTROL

Line of business

- 回転式レベルスイッチ
- 振動式レベルスイッチ
- 振子式レベルスイッチ
- 音波式レベルスイッチ
- 静電容量式レベルスイッチ
- 静電容量式近接センサ
- 静電容量式レベルメータ
- ダイヤフラム式レベルスイッチ
- チルトスイッチ
- リーク式レベルスイッチ
- マイクロウェーブスイッチ
- サウンディング式レベルメータ
- フロースイッチ
- 電極式レベルスイッチ
- フロートスイッチ
- フロート式レベルメータ
- 超音波式レベルメータ
- コンペア周辺機器
- ダストモニタ
- ジルコニア酸素濃度計
- レーザー式レベルメータ
- 電液式レベルメータ
- 液体濃度・濁度計
- 超音波流量計

※ご使用に際しては取扱説明書を必ずお読み下さい。
※予告なく仕様変更することがありますので予めご了承下さい。

Nuclear Power Generation to Rice Milling
All-round Manufacturer of Level Controllers for Powder, Granules and Liquid

KANSAI Automation Co., Ltd.

Headquarters : TEL. 81-6-6312-2071 FAX. 81-6-6314-0848

URL: <http://www.kansai-automation.co.jp>
e-mail: info@kansai-automation.co.jp

Headquarters: 2-14, Togano-cho, Kita-ku, Osaka 530-0056, Japan
Tel 81-6-6312-2071 Fax 81-6-6314-0848

Tokyo Branch: 1-29-6, Hamamatsu-cho, Minato-ku, Tokyo 105-0013, Japan
Tel 81-3-5777-6931 Fax 81-3-5777-6933

Nagoya Office: 3-31-27, Uchiyama, Chigusa-ku, Nagoya 464-0075, Japan
Tel 81-52-741-2432 Fax 81-52-741-1588

Kyushu Office: 1-2-39, Asano, Kokura Kita-ku, Kitakyushu 802-0001, Japan
Tel 81-93-511-4741 Fax 81-93-511-4580

代理店 /Aget

SCIENCE GATE
Your Automation Partner



SCIGATE AUTOMATION (S) PTE LTD

No.1 Bukit Batok Street 22 #01-01 Singapore 659592

Tel: (65) 6561 0488 Fax: (65) 6562 0588

Email: sales@scigate.com.sg Web: www.scigate.com.sg

Business Hours: Monday - Friday 8.30am - 6.15pm