

GENERAL SPECIFICATIONS:

PRIMARY

3-phase, 3-wire, 60Hz

SECONDARY

3-phase, 4-wire, 60Hz

OPERATING TEMPERATURE RISE

115°C

INSULATION CLASS

220°C

PRIMARY TAPS

15kVA (and all 208V): ± 1 x 5%
 30kVA - 300kVA: + 2 x 2.5%, - 4 x 2.5%
 500kVA - 750 kVA: ± 2 x 2.5%

K-FACTOR RATING (at 150°C rise)

13

NEUTRAL BUS AMPACITY

200% of phase current

ENERGY EFFICIENCY (see table below)

Linear Load:

Meets and/or exceeds CSL-3 efficiency requirements by ensuring losses are 30% lower than Nema TP1

Non-Linear Load:

Exceeds Nema TP1 requirements

MAGNETISING INRUSH

< 10 times FL RMS

WINDING MATERIAL

Copper

INSULATING VARNISH IMPREGNATION

Polyester Resin

AUDIBLE SOUND LEVEL

As per NEMA ST-20

15 - 45kVA: 45dB
 75 - 150kVA: 50dB
 225 - 300kVA: 55dB
 500kVA: 60dB
 750kVA: 64dB

ENCLOSURE

Type: NEMA-3R, ventilated
 Paint: Polyester powder coated
 Colour: ANSI 61 Grey

ELECTROSTATIC SHIELD

Single, [double]

APPLICABLE STANDARDS

NEMA ST20, NEMA TP1, NEMA TP2
 CSA C9, CAN/CSA-C802.2, DOE CSL-3

OPTIONS:

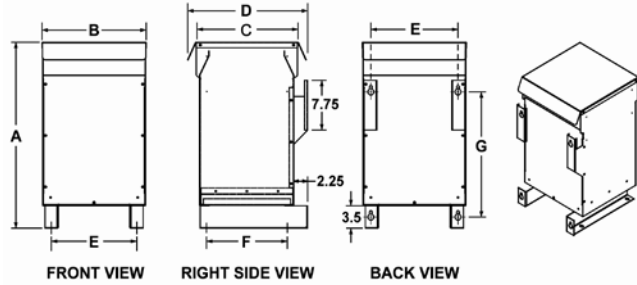
OVER-TEMPERATURE SENSORS

[170°C], [200°C]

SOLID BOTTOM PLATE (Case 'MT' only)

[yes], [no]

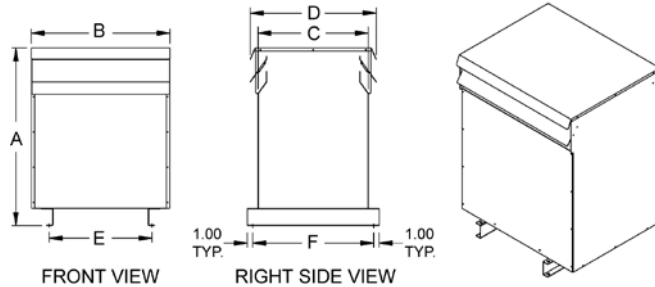
'MT1', 'MT2' ENCLOSURE DIM. - inches [mm]



DIMENSIONS - inches [mm]

CASE STYLE	A	B	C	D	E	F
MT1	29.00 [737]	16.75 [425]	15.00 [381]	19.00 [483]	13.75 [349]	13.00 [330]
MT2	38.00 [965]	21.50 [546]	19.50 [495]	23.50 [597]	17.00 [432]	17.50 [445]

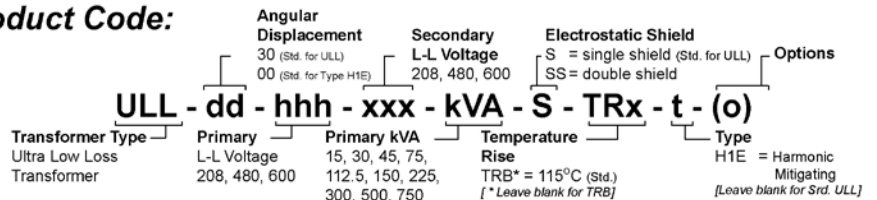
'MT3', 'MT4', 'LT' ENCLOSURE DIM. - inches [mm]



DIMENSIONS - inches [mm]

CASE STYLE	A	B	C	D	E	F
MT3	45.00 [1143]	26.00 [661]	21.00 [534]	25.00 [635]	21.50 [546]	19.00 [483]
MT4	51.50 [1308]	32.00 [813]	25.50 [648]	29.50 [749]	23.50 [597]	23.50 [597]
LT1	59.00 [1499]	39.50 [1003]	30.00 [762]	34.00 [864]	24.00 [610]	32.00 [813]
LT2	66.00 [1677]	44.00 [1118]	34.00 [864]	38.00 [965]	26.00 [660]	36.00 [915]
LT3	75.00 [1905]	48.50 [1232]	39.00 [991]	43.00 [1092]	27.50 [699]	41.00 [1041]

Product Code:



Sizes			Efficiency				Impedance			Terminal Sizes				
kVA Primary	Case Style	Weight lb [kg] ^[1]	Linear		K-13 Non-Linear @50% Load ^[3]	No-Load Losses Watts	ULLTRA H1E Zero Sequence Zo	3-Phase Short Circuit Xo	Primary		Secondary			
			35% Load ^[2]	50% Load				208V	480V	600V	120/208V	Neutral		
15	MT2	250 [115]	97.90%	97.96%	97.0%	75	<0.95% <0.3%	2.0 - 3.5%	#2-#14	#6-#14	#6-#14	#6-#14	2x#2-#14	
30	MT2	375 [170]	98.25%	98.35%	97.5%	115	<0.95% <0.3%	2.0 - 3.5%	2/0-#6	#2-#14	#2-#14	2/0-#6	2x2/0-#6	
45	MT3	500 [227]	98.39%	98.45%	97.7%	150	<0.95% <0.3%	2.0 - 3.5%	250MCM-#6	#2-#14	#2-#14	250MCM-#6	2x250MCM-#6	
75	MT3	850 [386]	98.60%	98.65%	98.0%	225	<0.95% <0.3%	2.0 - 3.5%	600MCM-#4	2/0-#6	2/0-#6	600MCM-#4	2x600MCM-#4	
112.5	MT4	1000 [454]	98.74%	98.82%	98.2%	320	<0.95% <0.3%	2.5 - 5.0%	2x350MCM-#6	250MCM-#6	2/0-#6	2x350MCM-#6	4x350MCM-#6	
150	MT4	1200 [544]	98.81%	98.85%	98.3%	400	<0.95% <0.3%	2.5 - 5.0%	2x350MCM-#6	350MCM-#6	250MCM-#6	2x350MCM-#6	4x350MCM-#6	
225	LT1	1800 [820]	98.95%	99.00%	98.5%	560	<1.0% <0.5%	3.0 - 6.0%	Copper Pad	Copper Pad	Copper Pad	Copper Pad	Copper Pad	
300	LT2	2500 [1135]	99.00%	99.07%	98.6%	710	<1.0% <0.5%	3.0 - 6.0%	Copper Pad	Copper Pad	Copper Pad	Copper Pad	Copper Pad	
500	LT3	3175 [1440]	99.09%	99.20%	98.7%	1100	<1.5% <0.5%	4.5 - 7.0%	Copper Pad	Copper Pad	Copper Pad	Copper Pad	Copper Pad	
750	LT3	4250 [1928]	99.16%	99.28%	98.8%	1550	<2.0% <1.0%	5.0 - 8.0%	Copper Pad	Copper Pad	Copper Pad	Copper Pad	Copper Pad	

1. Approximate values.
2. NEMA Premium & CSL3 specifications.
3. Equivalent to NEMA TP-1.
4. Specifications are subject to change without notice.
5. For additional information refer to: Typical Specifications, Technical Guide, Internal Layout and Connection Diagrams.

