

BeanGateway® 2.4GHz Outdoor

Wireless IIOT Sensors Coordinator Outdoor-Version | Ethernet Link

PRODUCT VIDEO



USER GUIDE



MECHANICAL DRAWING



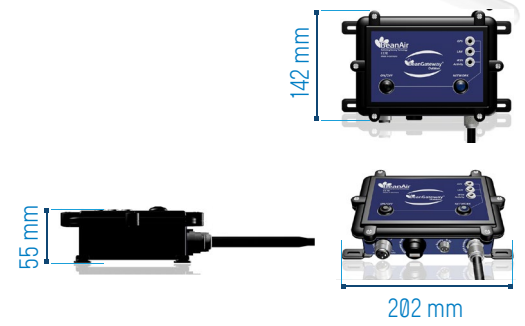

STEP FILE



2year Warranty

MADE IN GERMANY

CE FC [R] 207-132085



MAIN FEATURES

- IP67** • Waterproof (IP67) & Robust Aluminum Enclosure
- Wireless** • Wireless technology IEEE 802.15.4
- Ethernet** • Ethernet/LAN interface with a server
- UPS** • Advanced UPS (Uninterruptible power supply) with integrated rechargeable Lithium battery

HOW DOES IT WORK ?



Wireless IIOT Sensors Cloud
(IEEE 802.15.4)



BeanGateway OUTDOOR

APPLICATIONS

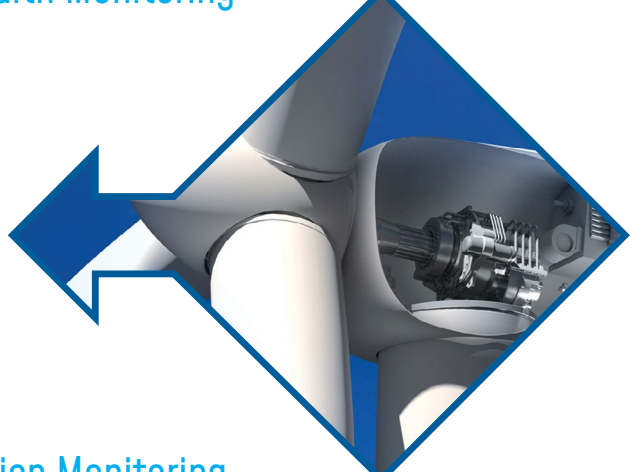
Test and Measurement



Structural Health Monitoring



Condition Monitoring



Ground Vibration Monitoring



Environmental Monitoring



Land Surveying



BeanGateway OUTDOOR

A MULTI-PROTOCOL WIRELESS IIOT SENSORS COORDINATOR

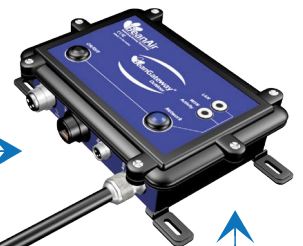
The **BeanGateway® 2.4GHz Ethernet** is used to build and manage **Beanair®** wireless IIOT sensors. It can manage queues for every network element (**BeanDevice® 2.4GHz**). As a gateway, it controls the external access to the network through a highly secured authentication procedure. It supports the conversion of data exchanged, compression and IP connectivity with the network thereby reducing the intelligence required in these platforms, maintenance and therefore the associated cost. The **BeanGateway® 2.4GHz Ethernet** is also equipped with various communication interfaces with the customers IT infrastructure (RS232, Ethernet - TCP / IP / UDP / DHCP / DNS). With a client application TCP / IP, it can easily connect to a local application server (via the Ethernet).



Ethernet LAN for Wireless IIOT Sensors Management


Data RX/TX on TCP/IP Transport layer

Wireless IIOT Sensors supervision Software



ADVANCED UNINTERRUPTIBLE POWER SUPPLY (UPS)

The **BeanGateway® 2.4GHz Ethernet** operates with an external power supply (DC 8-28V). An integrated rechargeable battery with a capacity of 950mAh is used as an UPS battery (uninterruptible power supply). The internal battery provides instantaneous protection from external power supply interruptions, the wireless IIOT sensors activity & Ethernet LAN activity are maintained during this time (3h00 to 3h30 approximately).



External Power Supply interruption

The **BeanGateway® 2.4GHz** switches automatically on its internal battery

LAN activity is maintained

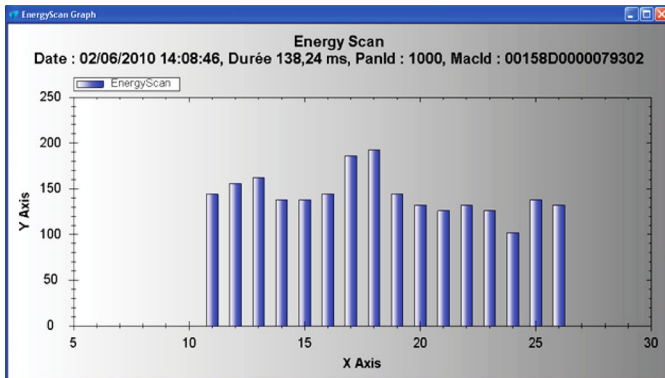
Wireless IIOT Sensors activity is maintained



Wireless IIOT Sensors supervision Software



EMBEDDED WIRELESS IIOT SENSORS DIAGNOSTIC TOOL



The **BeanGateway® 2.4GHz Ethernet** provides a wireless IIOT sensors diagnostic tool useful for resolving some common networking troubleshooting :

- Energy Scan for choosing the more appropriate RF Channel
- **BeanDevice® 2.4GHz** PER (Packet Error Rate) calculation
- LQI (Link Quality Indicator) between the **BeanGateway® 2.4GHz** and the **BeanDevice® 2.4GHz**

The Energy Scan allows the user to know the network quality on each Radio channel. This operation allows the user to choose the appropriate RF channel on a site where the wireless IIOT sensors is deployed.

TECHNICAL SPECIFICATIONS

PRODUCT REFERENCE

BGTW-2.4GHZ-ETH-OUT

WIRELESS IIOT SENSORS COORDINATOR

Wireless Technology	Ultra-Power and license-free 2.4Ghz radio technology (IEEE 802.15.4E)
WSN Topology	Peer-to-peer/ Star
Raw data rate	250 Kbits/s
RF Characteristics	ISM 2.4GHz – 16 Channels
RF Transmit power	+18 dBm
Receiver sensitivity	-104 dBm
Maximum Radio Range	1 km (Line of Sight) , 70-150m (Non Line of Sight)
Built-in WSN Diagnostic tool	<ul style="list-style-type: none"> • Energy Scan for choosing a suitable RF Channel • BeanDevice® PER (Packet Error Rate) calculation • LQI (Link Quality Indicator) between the BeanGateway® and the BeanDevice® • RF channels Blacklist

TECHNICAL SPECIFICATIONS

ETHERNET/LAN NETWORK

Network/Transport Protocol	Client TCP/IP, UDP, DNS, DHCP
Data Link Protocol	Ethernet / Fast-Ethernet with auto-uplink (MDI/MDI-X auto) - IEEE 802.3x
IP Addressing	Dynamic (DHCP) or static
IP configuration	LAN parameters (DNS, DHCP, Keep Alive...) are configurable from the BeanScape® (UDP/Ethernet Interface).

POWER SUPPLY

Power Consumption	250 mA to 300 mA during wireless RX/TX and Ethernet activated
External power supply	8-28 VDC , integrated Lithium-Ion battery charger with high-precision battery monitoring
Integrated Lithium-Ion Battery	Lithium-Ion rechargeable battery 950 mAh (reference BAT0.95DMG) In case of external power supply failure, the BeanGateway® can switch on the internal battery

PHYSICAL & ENVIRONMENTAL

Dimensions (L x l x h)	202 mm x142 mm x 55 mm
Enclosure/Finish	<ul style="list-style-type: none"> Aluminum alloy ADC12 black finish Wall mounting holes (outside the sealing area)
IP Ratings	IP67
Weight	1220g
Connectors	<ul style="list-style-type: none"> Power supply connector: M8-3P female socket, Ratings IP67, Contact brass with gold plated Ethernet connector : RJ45 Female, Ratings IP67, Contact copper alloy with gold plated Antenna connector: N-Type female, Ratings IP67 ON/OFF push button : Latching push-button, Ratings IP67 Network context push button: momentary push-button, Ratings IP67
Operating temperature	-20 °C to +65 °C during battery discharge 0 to 45°C during battery charge
Norms and Radio Certifications	<ul style="list-style-type: none"> CE Labelling Directive R&TTE (Radio) ETSI EN 300 328 FCC (North America) ARIB STD-T66 Ver 3.6 ROHS - Directive 2002/95/EC

TECHNICAL SPECIFICATIONS

INCLUDED ACCESSORIES

2.4 GHz Antenna	High gain antenna 5 dBi · V.S.W.R : 1.5 :1 · Connector : N-Type (Waterproof)
Ethernet Cable	· RJ45 Male waterproof connector (casing side only) · Cable length: 3 meter
Wall plug-in power supply	Wall plug-in, Switchmode power Supply 12V @ 1.25A
Connectors cap	M8-3P cap
Wall mounting	Wall mounting kit, 4 pcs

OPTION(S)

M8 extension cable for external power supply	Molded cable with M8-3pins male plug Material: PVC with shield protection IP Rating : IP67 Nema 6 Cable length: 2 meters , Ref: CBL-M8-2M Cable length : 5 meters, Ref: CBL-M8-5M Cable length: 10 meters, Ref: CBL-M8-10M
Antenna cable	N-Type cable (Male/Male), Cable type: RF-5/H155 Cable length: 1 meter, Ref: CBL-ANT-1M Cable length: 2 meters, Ref: CBL-ANT-2M Cable length: 3 meters, Ref: CBL-ANT-3M Cable length: 5 meters, Ref: CBL-ANT-5M Cable length: 10 meters, Ref: CBL-ANT-10M
High Gain antenna option	High Gain Omnidirectional antenna Frequency range 2400-2500MHz VSWR < 1.4, Impedance 50 Ohm, Polarization Vertical Vertical plane 24°(7dBi Gain version) 16°(9dBi Gain version) 6°(12dBi Gain version), Horizontal plane 360° Connector N female, Wind load (170km/h) 7.3N Included: N-Type cable (Male/Male), length: 1 meter Gain: 7dBi, Dimensions 360mm x 23mm, Weight 0.44 kg Ref: HG-OMNI-OUT-7DBI Gain: 9dBi , Dimensions 540x23 mm, Weight 0.61 kg Ref: HG-OMNI-OUT-9DBI Gain: 12dBi , Dimensions: 1125mm x 19 mm, Weight 1.06 kg Ref: HG-OMNI-OUT-12DBI



SCIGATE AUTOMATION (S) PTE LTD

No.1 Bukit Batok Street 22 #01-01 Singapore 659592
Tel: (65) 6561 0488 Fax: (65) 6562 0588
Email: sales@scigate.com.sg Web: www.scigate.com.sg

Business Hours: Monday - Friday 8.30am - 6.15pm

OVERVIEW BEANGATEWAY® 2.4GHZ OUTDOOR



CONTACT US

Headquarter:

Email:

Phone number:

BeanAir GmbH
Wolfener Straße 32 - 34
12681 Berlin

info@beanair.com

+49 30 98366680



www.industrial-wsn.com



www.beanair.com



www.youtube.com/user/BeanairSensors



www.facebook.com/BeanAir



www.twitter.com/beanair

