



WiGauge™ Gen1 and Gen 2

Description

The freedom to roam with Solartron's WiGauge™ brings increased efficiency to gauging stations and work practices. The ability to work without cables means that the gauging process is not restricted by cable length and routing, or the risk of cable damage.

The audio and visual pass/fail indicators on the WiGauge™ give the operator the opportunity to decide whether or not to remove a component from a machine tool while the reading is logged into a system that can be up to 15 metres away. The rugged construction and class 1 Bluetooth® communication ensure that it is able to work reliably in the often hostile environment of an engineering machine shop. **With the NEW option of a integral LCD display the WiGauge™ offers even more flexibility.**

Post process gauging stations become more flexible and with the ability to connect multiple WiGauge™ to a single receiver, cable tangles are eliminated in multi-point gauging applications.

Features

10 mm and 6 mm diameter fixing threads (as used on most popular gauge heads)

LCD Screen option

< 0.1 µm resolution (user selectable)

Up to 15 metre data transmission, via class 1 Bluetooth®

Multiple WiGauge™ connected to a single system

10 hours battery life (based on continuous data transmission)

Fast battery recharge

IP65 protection

Pass/fail range lamps

Audio indication of data transmission



**Now available with
Inductive Charging**

Precision. Quality. Reliability

www.solartronmetrology.com • sales.solartronmetrology@ametech.com

Technical Specification

Wireless Hand tool Gen 1 and Gen 2 with LCD Display Spring actuated internal 10 mm Probe

WHT/10/S

WHT Performance

Measurement Range
Accuracy
Repeatability
Resolution

Depends on Head Fitted
Depends on Head Fitted
Depends on Head Fitted
Depends on Head Fitted

Internal Probe Measurement Performance

Accuracy (% of Reading) (Note 1)
Repeatability (typical) μm (Note 3)
Resolution (μm)

0.06
0.07
0.05

Internal Probe Mechanical Interface

Pre Travel (mm)
Post Travel (mm)

0.15
0.85

Electronics Interface

Bluetooth
Reading Rate

Class1: Range 15 m
Class 2 and Class 3 selectable
Up to 67 readings per second

Environmental

Sealing
Storage Temperature ($^{\circ}\text{C}$)
Operating Temperature ($^{\circ}\text{C}$)
EMC Emissions
EMC Immunity
Power (Note 4)

IP65 (excluding head interface)
-20 to +70
5 to 60
EN61000-6-3 and EN61326
EN61000-6-2 and EN61326
Rechargeable Battery Pack

Material

Body
Internal

ABS and Nylon
Stainless Steel

Display (Gen 2 Only)

Type
Protection

Colour LCD
Acrylic Sealed Cover

Note1: Accuracy 0.1 μm or % reading whichever is the greater

Note 2: No Note 2

Note 3: Obtained by repeated operation against a carbide target standard deviation from average (68%)

Note 4: Standard battery pack 10 hours continual operation, inductive charged pack 5 hours.

The Bluetooth® word mark and logos are registered trademarks owned by Bluetooth SIG, Inc and any use of such marks by Solartron Metrology is under license. Other trademarks and trade names are those of their respective owners.

Wireless Hand tool Gen 1 and Gen 2 with LCD Display
Spring actuated internal 10 mm Probe

WHT/10/S

Functionality

Auto Power Down (programmable)

Measurement Types (programmable)

Measurement Modes (programmable)

Tagged Measurements (programmable)

Off or 1 to 600 Seconds

Normal (Current Measurement)

Max

Min

Difference (Max-Min)

Absolute, Zero (Tare) or Preset

Measurement sent to computer is tagged
when control button pressed

Display (Gen 2 Only)

Type

Protection

Configuration

Data (see Display Image)

Limits and Warnings

Other

Colour LCD

Acrylic Sealed Cover

Digital and Analogue Representation

Current Live and Mode Reading

Red - Out of Limit

Bluetooth and Battery Status

Controls and LED Indication

Controls

LED Indication Bluetooth

LED Battery Indication

LED Limits

2 Buttons on hand tool body with various
functions

Flashing Blue LED indicates connection

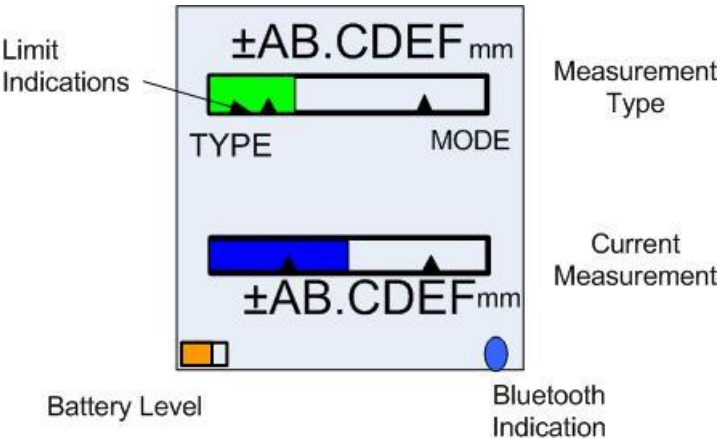
Red Flashing - Warning

Red Continual- Battery requires charging

Green - Measurement In Limit

Red -Measurement Out of Limit

Display Configuration



The display can be set to display the range and tolerance of the part being measured. (e.g. $28 \pm 0.05 \text{ mm}$)

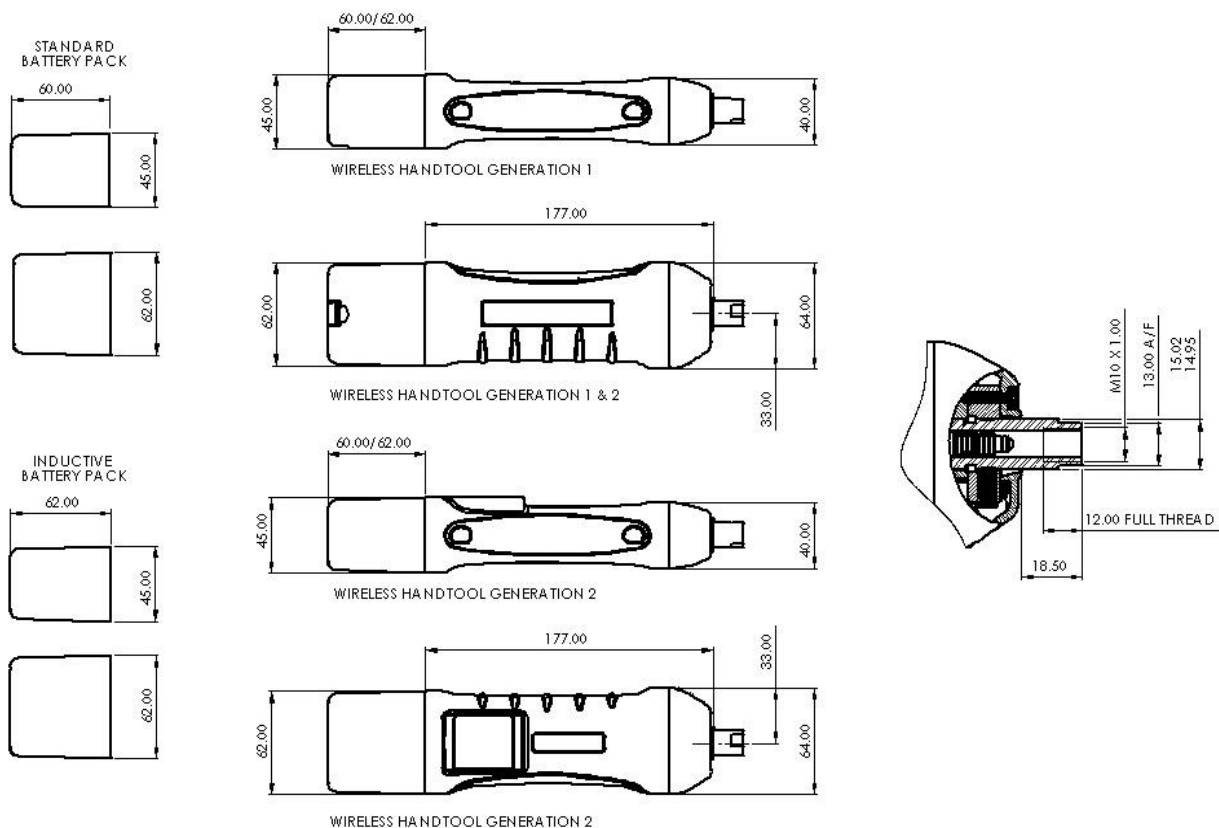
Setting up the WiGauge™ to communicate with a Bluetooth® enabled Windows® based PC is quick and easy.

Solartron Metrology recommends using the Bluetooth® USB adapter supplied with the WiGauge™ pack to obtain the most reliable data communication to the PC.



Dimensions (mm)

The WiGauge™ is compatible with industry standard 10 mm and 6 mm gauge head threads. The internal transducer has a 10 mm measuring range that enables it to cope with any variations in thread or gauge pin length.



Battery and Charging Options

The WiGauge™ can be supplied with different battery options and charger options.

Standard Battery Pack

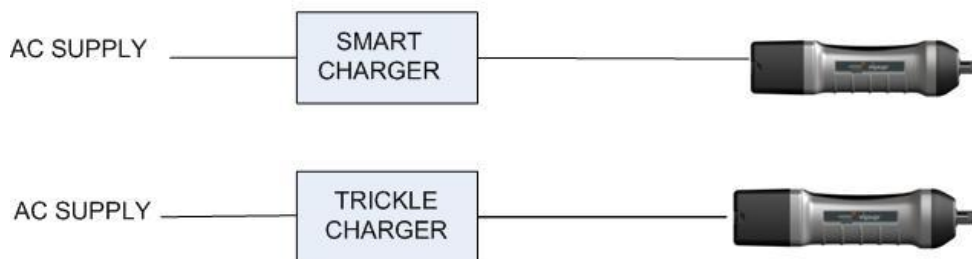
This pack is charged via a connector using either a smart charger or a trickle charger. The smart charger provides rapid charging and then maintains the battery pack with a low level trickle charge. Charge time is typically 2 hours for a fully discharged pack. This charger is best suited to applications where the pack is charged off line. For applications where the tool is left connected to the charger when not in use, the trickle charger option is advised.

Inductive Charged Battery Pack

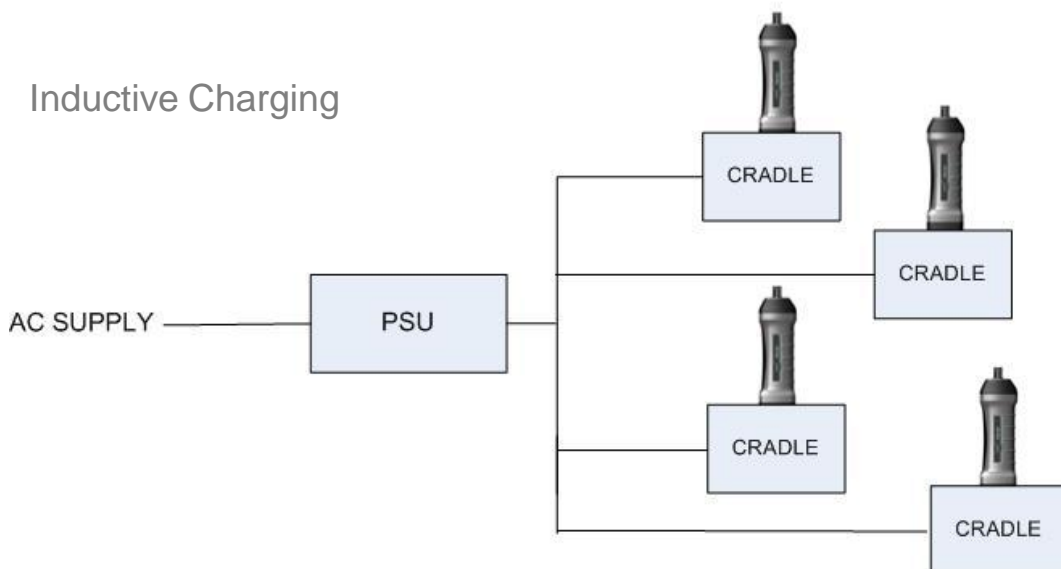
This pack is charged whenever the tool is placed in the inductive charger cradle. Charge time from fully discharged is in the region of 14 hours, however as the tool will normally be left in the charger between operations, the pack will remain charged. The cradle must be connected to the charger PSU module to operate correctly, one PSU module can power up to 4 inductive cradles

The battery packs can be interchanged but must be used with the correct charger. The inductive charger will not charge the standard battery pack. (see product manual for further details)

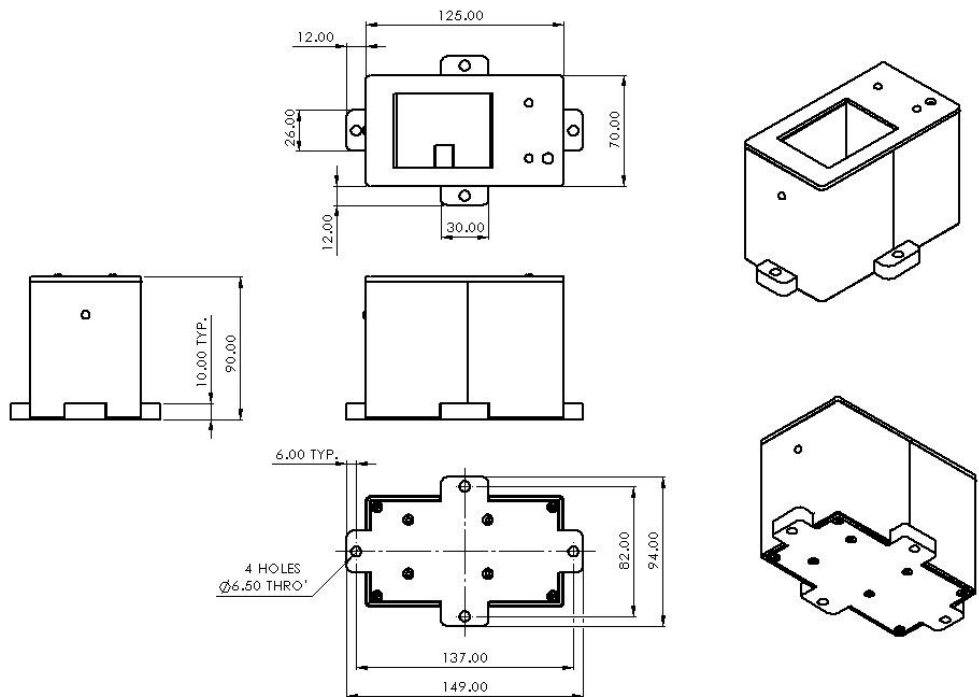
Charging Options Standard Battery Pack



Inductive Charging



Inductive Cradle Dimensions (mm)



Ordering Information

Description	Part Number	Package
Wireless Hand Tool with Standard Battery Packs		
Wireless Hand Tool Kit with NO Display	973176K-UK/EU/US	1 x WiGauge™, 2 x Standard Battery Packs, 1 x Charger with Mains Lead
Wireless Hand Tool Kit with LCD Display	973262K-UK/EU/US	
Standard Battery Pack	805794-SX	1 x Standard Battery Pack
Smart Charger with Mains Lead	911474-UK/EU/US	1 x Charger with Mains Lead
Trickle Charger with Mains Lead	911460-UK/EU/US	1 x Charger with Mains Lead
Wireless Hand Tool with Inductive Battery Packs		
Wireless Hand Tool Kit with NO Display	973278	1 x WiGauge™, 1 x Inductive Battery Pack, 1 x Cradle/Charger, 1 x Manual
Wireless Hand Tool Kit with LCD Display	973279	
Inductive Battery Pack	807013-SX	1 x Inductive Battery Pack
Inductive Charger/Cradle	807054-SX	1 x Cradle/Charger
Inductive Charger Power Supply (PSU)	807055-UK/EU/US	1 x PSU for Inductive Charger (Powers up to 4 Cradle/Charger) with Mains Lead
Accessories		
Bluetooth® USB Adapter	805811-SX	1 x Bluetooth® USB Adapter
Manual	009317	1 x Manual
M6 Adapter	806409-SX	1 x M6 Adapter

For 3D drawings, please contact sales.solartronmetrology@ametek.co.uk

United Kingdom - Head Office

Solartron Metrology
Steyning Way
Bognor Regis
West Sussex
PO22 9ST
Tel: +44 (0) 1243 833333
Fax: +44 (0) 1243 833322
[Sales.solartronmetrology@ametek.com](mailto:sales.solartronmetrology@ametek.com)

France

Solartron Metrology
Rond-point de l'Espine des Champs
Buroplus - Bat. D
Elancourt 78990
Tel: +33 (0)1 30 68 89 50
Fax: +33 (0)1 30 68 89 59
france.solartronmetrology@ametek.com

Germany

Ametek GmbH
Solartron Metrology Division
Rudolf-Diesel-Strasse 16
40670 Meerbusch
Tel: +49 (0) 2159 9136 500
Fax: +49 (0) 2159 9136 505
vertrieb.solartron@ametek.de

Brazil

Ametek do Brasil, Ltda
Rod. Eng Ermenio de Oliveira Penteado, Km 57, SP75
Bairro Tombadouro
13337-300, Indaiatuba, SP, Brazil
Tel: +55 19 2107 4126

India

Ametek Instruments India Private Limited
1st Floor, Left Wing
Prestige Featherlite Tech Park
Plot #148, EPIP II Phase
Whitefield, Bengaluru 560 066
Karnataka, India
Tel: +91 80 6782 3200
Fax: +91 80 6782 3232

USA

Solartron Metrology
USA Central Sales Office
915 N.New Hope Road, Suite C
Gastonia, NC 28054
Tel: +1 800 873 5838
Fax: +1 704 868 8466
usasales.solartronmetrology@ametek.com

China

AMETEK Commercial Enterprise (Shanghai) Co. Ltd
No. 155 Puhui Road
Ju Ting Economic Development Zone
Shanghai 200131, China
Tel: +86 21 5763 2509
Fax: +86 21 5866 0969 Ext. 261/262
china.solartronmetrology@ametek.com



**Solartron
Metrology**

Precision Driven

Offices worldwide
Agent and distributor details
available at
www.solartronmetrology.com



Q09540

Solartron pursues a policy of continuous development. Specifications in this document may therefore be changed without notice.



SCIGATE AUTOMATION (S) PTE LTD

No.1 Bukit Batok Street 22 #01-01 Singapore 659592

Tel: (65) 6561 0488

Fax: (65) 6562 0588

Email: sales@scigate.com.sg

Web: www.scigate.com.sg

Business Hours: Monday - Friday 8.30am - 6.15pm

AMETEK®
ULTRA PRECISION TECHNOLOGIES

Precision. Quality. Reliability

www.solartronmetrology.com • sales.solartronmetrology@ametek.com