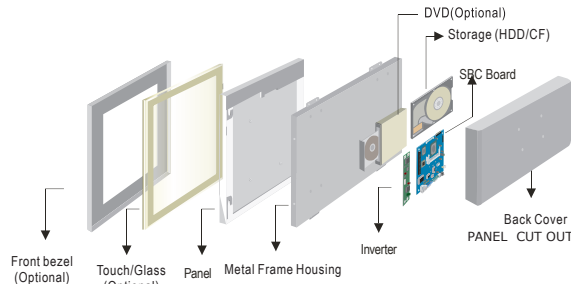


R12ID7T-IPM2 12.1" Panel PC (Intel® Atom Dual Core D2550+NM10 Platform)

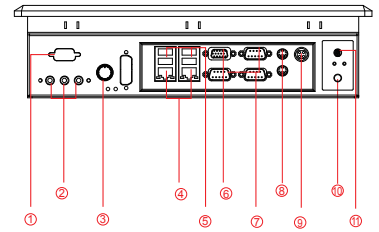
Mechanical Design



IP65 (6mm front bezel)



Mechanical design

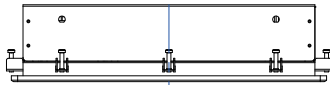


1. RS-232 Conn.(Optional)
2. Audio Jack
3. Brightness Adjustment Knob
4. RJ-45
5. USB
6. VGA Out
7. RS-232 Conn.
8. PS/2
9. DC-IN Lockable Power Jack
10. Power On Button
11. Power Reset Button

FRONT VIEW

Dimensions

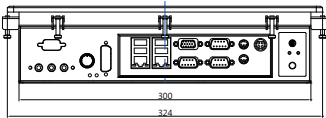
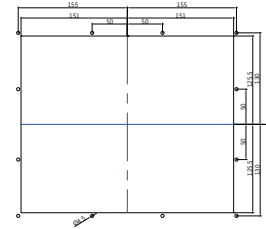
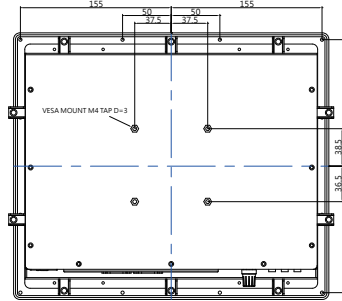
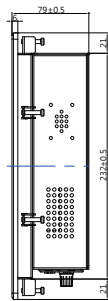
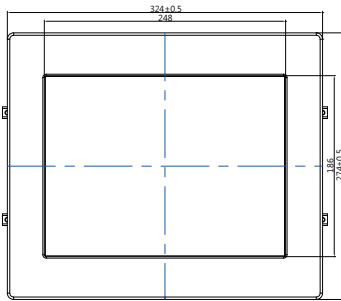
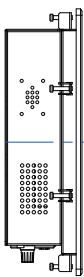
Fully Integrated I/O



SIDE VIEW

BACK VIEW

IP65 CUT OUT



BOTTOM VIEW

- * Measurements shown in mm
- * All Dimensions are ± 0.5 mm
- * Note: this is a simplified drawing and some components are not marked in detail. Please contact our sales representative if you need further product information.

Specifications

System :

- CPU : Intel® Atom Dual Core D2550 1.86GHz Processor
- Memory Slot : 1 x SO-DIMM , Max 4GB DDR3 800/1066
- System chipset : Intel® NM10
- Storage : 2 x SATA II , 1 x mSATA
- LAN : Dual Broadcom BCM57780 GbE controller
- Audio Codec : Realtek ALC886 HD Audio Codec

Panel Spec :

- Size/Type : 12.1" TFT
- Resolutions : 1024 x 768
- Brightness : 500 cd/m² (typ.)
- Contrast Ratio : 700 : 1 (typ.)
- Viewing Angle : -80~80(H); -70~70(V)
- Max. Colors : 16.2M

Input / Output :

- Serial Ports : 2 x RS232, 1 x RS232/422/485
- USB Ports : 4 x USB 2.0 Type-A Receptacle
- Keyboard / Mouse : 2 x PS/2
- Ethernet : 2 x RJ45-10/100/1000 Mbps
- VGA : 1 x VGA (female)
- Audio : Line-out, Line-in, Mic in

● Default setting: RS232

Environment Considerations :

- Operating Temperature : 0 ~ 45 °C
- Operating Humidity : 30% to 90% (non condensing)

OS BSP / Driver Support :

- Support Windows 7 embedded / Windows XP embedded

Expansion Slot :

- 2 x Mini PCIe (1 for WiFi, 1 for 3G Module), 1 x PCI
- * A customized housing is needed if you would like to have the PCI expansion.

Power Specifications :

- Power Input : 12V DC IN (Lockable Power Jack)
- Power Consumption : 30W (typ.) (Max. backlight & high CPU load)

Accessories :

- External Adapter : 110~230V Ac-in 12V DC-Output power adapter

Order Options :

Mechanical : IP65 (6mm bezel)	Storage : 2.5" HDD/ 2.5" SSD
Touch : 5-Wires Resistive or AR Glass either one	RAM : SODIMM DDR3 RAM Max 4GB
(A customized housing is needed if you have demands of IR/SC touch)	OS : Windows 7 embedded / Windows XP embedded (Optional)/ Windows XPPE (Optional) / Linux (Optional)