

# Rugged Panel PC



Model: R15IB3S-67C3(HB)

## Product Features:


- » Ultra Low Power Intel® Bay Trail N2930 1.83GHz CPU Fanless Design
- » High Quality 15" Panel, 1024 x 768 resolution, 250 nits (Optional for 1000 nits)
- » IP67 Dust/ Water proof design with VESA mount
- » Aluminum Die-Casting Housing with Anti-Corrosion Treatments
- » Build in ambient Light sensor
- » Wide Range 9 to 36V DC Input with isolation
- » Optional 6-60V DC Input, and Optional for Ignition On/Off delay
- » 5 Wire Resistive Touch / Anti-Reflective Protection Glass (Optional)
- » Optional HB/Sunlight Readable up to 1000 nits
- » Design to meet EN50155

## Product Specifications:

Display	Model Name	R15IB3S-67C3(HB)
	Size	15"
	Resolution (pixels)	1024 x 768
	Number of Colors	16.2M (8 bit) / 262K (6 bit)
	Brightness (cd/m <sup>2</sup> )	250nits for R15IB3S-67C3 Optional 1000nits for R15IB3S-67C3HB (High Brightness)
	Contrast Ratio	700:1
	Viewing Angle	-80~80 (H) ; -70~70 (V)
	Touch (optional)	5 Wire Resistive
System	Processor	Intel® Bay Trail N2930 1.83GHz Processor
	Chipset	Bay Trail SoC Chipset
	BIOS	AMI 16Mbit Flash
	Memory	1 x SODIMM, default 4GB, Max 8GB DDR3L 1600
	Ethernet	Intel® I210-AT GbE LAN
	Storage	mSATA SSD, default 64GB
Input / Output	1 x LAN	
	2 x USB	
	1 x RS-232	
	1 x 9 ~36v DC-IN	
Environment	Operating Temperature	-10 ~55°C
	Storage Temperature	-30 ~70°C
	Humidity	10 ~ 95% non-condensing
	Shock	Compliance with MIL-STD-810F/G
	Vibration	Compliance with MIL-STD-810F/G
	Power Input	9~36V DC in with isolation (Phoenix type) Optional 6-60V DC in, with Ignition On/Off delay
	Safety	Compliance with MIL-STD-810F/G
Driver OS Support	Windows Embedded Standard 7 (64-bit)	
	Windows Embedded 8.1 Industry Pro 64-bit	
	Windows 10 IoT Enterprise	
Mechanical	Dimension(W x H x D )	398 x 308 x 58mm
	Approximate Weight	4.9 kg*
*Weight of this device will be more or less depending upon actual component configuration		
Packing List	(IB32) SBC Manual & Driver CD	
Product Optional Items	Mounting bracket	One robust bracket with locking handle (Can adjust from -5 deg. to 90 deg.)
Security Support	Trusted Platform Module (TPM 1.2)	

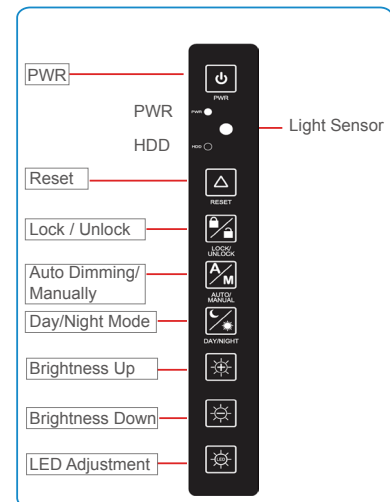


## I / O View:

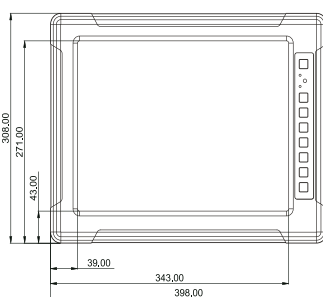


1. LAN
2. USB
3. RS-232
4. 9 ~ 36V DC-in

## Front OSD Control Function:



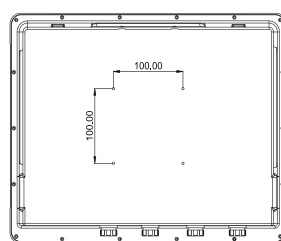
## Drawing w / Mounting bracket:



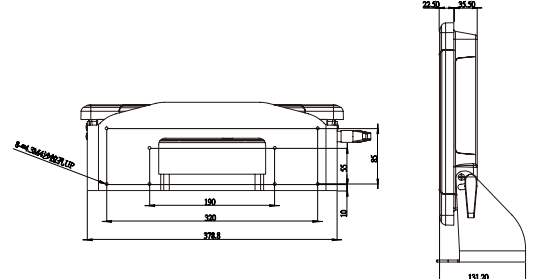
FRONT VIEW



SIDE VIEW



REAR VIEW

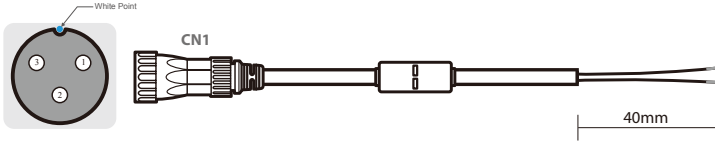


# Rugged Panel PC



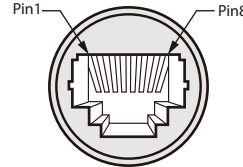
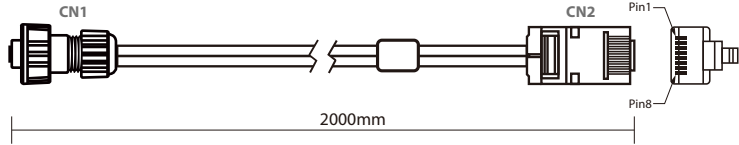
Model:R15IB3S-67C3(HB)

## DC Power Cable



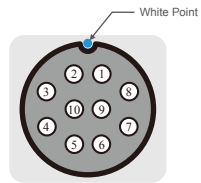
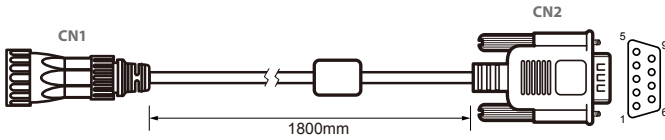
Pin No.	Symbols	Color		Pin No.	Symbols	Color
CN1-1	VCC	Red	↔	Open	VCC	Red
CN1-3	GND	Black	↔	Open	GND	Black
CN1-2	Shield				Shield	

## LAN Cable



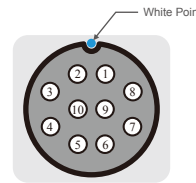
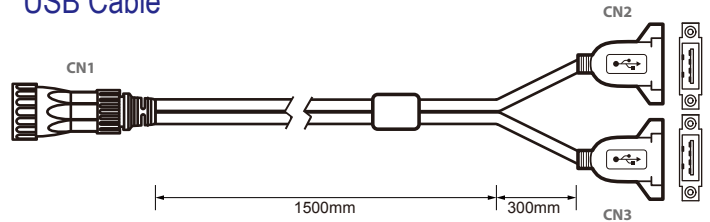
Plug	Wire Color	Conn.	
1	Orange / White	1	Twist
2	Orange	2	
3	Green / White	3	Twist
4	Blue	4	
5	Blue / White	5	Twist
6	Green	6	
7	Brown / White	7	Twist
8	Brown	8	

## Serial Cable



Pin No.	Symbols	Color		Pin No.	Symbols	Color
CN1-1	DCD-CON2	Green	↔	CN2-1	DCD-CON2	Green
CN1-2	DSR-CON2	Brown	↔	CN2-2	DSR-CON2	Brown
CN1-3	RXD-CON2	Red	↔	CN2-6	RXD-CON2	Red
CN1-4	RTS-CON2	Orange	↔	CN2-7	RTS-CON2	Orange
CN1-5	TXD-CON2	Blue	↔	CN2-3	TXD-CON2	Blue
CN1-6	CTS-CON2	White	↔	CN2-8	CTS-CON2	White
CN1-7	DTR-CON2	Purple	↔	CN2-4	DTR-CON2	Purple
CN1-8	RI-CON2	Yellow	↔	CN2-9	RI-CON2	Yellow
CN1-9	GND-CON2	Black	↔	CN2-5	GND-CON2	Black
CN1-10	NC		↔	CN2-10	NC	

## USB Cable



Pin No.	Symbols	Color		Pin No.	Symbols	Color
CN1-1	VCC	RED	↔	CN2-1	VCC	RED
CN1-2	VCC	RED	↔	CN3-1	VCC	RED
CN1-3	D-	WHITE	↔	CN2-2	D-	WHITE
CN1-4	D-	WHITE	↔	CN3-2	D-	WHITE
CN1-5	D+	GREEN	↔	CN2-3	D+	GREEN
CN1-6	D+	GREEN	↔	CN3-3	D+	GREEN
CN1-7	GND	BLACK	↔	CN2-4	GND	BLACK
CN1-8	GND	BLACK	↔	CN3-4	GND	BLACK
CN1-9	Braid		↔	Braid connect to the housing		

twisted pair      twisted pair



SCIGATE AUTOMATION (S) PTE LTD

No.1 Bukit Batok Street 22 #01-01 Singapore 659592

Tel: (65) 6561 0488

Fax: (65) 6562 0588

Email: sales@scigate.com.sg

Web: www.scigate.com.sg

Business Hours: Monday - Friday 8.30am - 6.15pm



www.winmate.com.tw

Release Date: 28-Aug-2017 V1.8

Rugged Solution