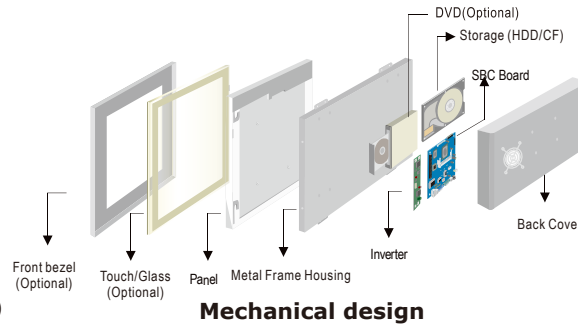


R15IC7T-PMC3 15" Panel PC (Intel® Core™ i7-620M/i5-520M)

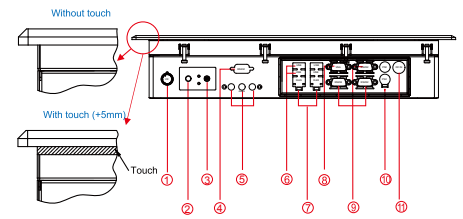
Mechanical Design



Panel Mount (10mm front bezel)



Mechanical design

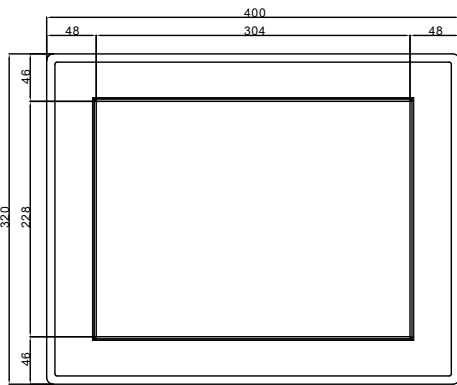


1. Brightness Adjustment Knob
2. Power On Button
3. Power Reset Button
4. RS-232 Conn.(Optional)
5. Audio Jack
6. USB
7. RJ-45
8. VGA Out
9. RS-232 Conn.
10. PS/2
11. 12V DC IN

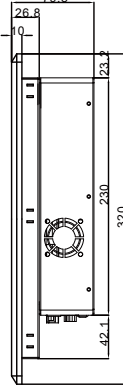
Fully Integrated I/O

Dimensions

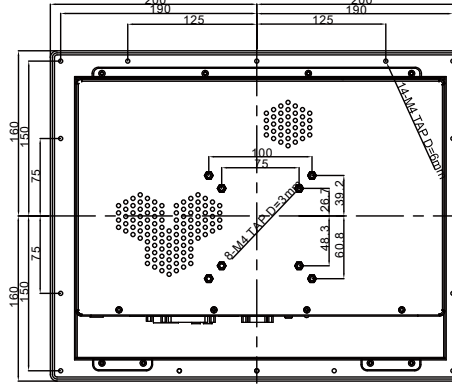
FRONT VIEW



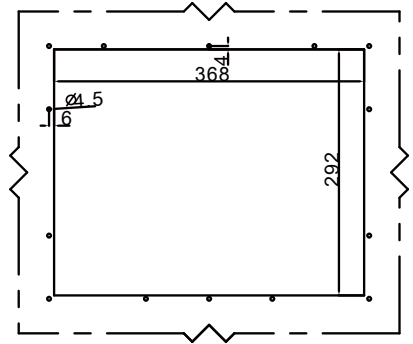
SIDE VIEW



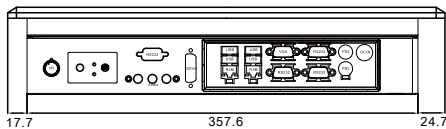
BACK VIEW



IP65 CUT OUT



1:2



BOTTOM VIEW

- * Measurements shown in mm
- * Tolerance of all dimensions is shown as follow 0~30 mm ± 0.1 mm, 30~50 mm ± 0.15 mm, 50~120 mm ± 0.2 mm, above 120 mm ± 0.25 mm
- * Note: this is a simplified drawing and some components are not marked in detail. Please contact our sales representative if you need further product information.

Specifications

System :

- CPU : Intel® Core™ i7-620M/i5-520M Processor (2.66GHz / 2.4GHz)
- Memory : 2 x SO-DIMM, Max 8GB DDR3 1333/1600
- System Chipset : Intel® HM55 Chipset
- Storage : 2 x SATA II (Default 3.5" 250G)
- LAN : Dual Broadcom BCM57780 GbE
- Audio Codec : Realtek ALC886 HD Audio Codec

Input / Output :

- Serial Ports : 2 x RS232, 1 x RS232/422/485
- USB Ports : 4 x USB
- Keyboard / Mouse : 2 x PS/2
- Ethernet : 2 x RJ 45-10/100/1000 Mbps
- VGA : 1 x VGA (female)
- Audio : Line-Out, Line-In, Mic in

• Default setting:RS232

Expansion Slot :

- 1 x PCI-E(x16), 2 x Mini PCI-E

Power Specifications :

- Power Input : 12V DC IN
- Power Consumption : 107W (typ.)(Max.backlight & high CPU load)

Accessories :

- Mounting Kit (for Panel Mount 10 mm)
- External Power Supply 150W/power cord

Panel Spec :

- Size/Type : 15" TFT
- Resolutions : 1024 x 768
- Brightness : 250 cd/m² (typ.)
- Contrast Ratio : 500 : 1(typ.)
- Viewing Angles : -70~70(H);-60~60(V)
- Max Colors : 16.2M

Environment Considerations :

- Operating Temperature : 0 deg.C to 50 deg.C
- Operating Humidity : 30% to 90% (non condensing)

OS BSP / Driver Support :

- Support Windows 7 / Windows XP Embedded / Windows XPP Embedded / Linux

Order Options :

Mechanical : Open Frame Panel Mount(10 mm bezel)	Storage : 3.5" HDD/CF/Both
Touch : 5 Wires Resistive(Optional)	RAM : SO-DIMM DDR3
	OS : Windows XPE (Optional) Windows XPPE (Optional) Windows 7 (Optional) Linux (Optional)
(A customized housing is needed if you have demands of SAW/IR/IT/SC touch)	DVD : Yes(Optional)

SCIENCE GATE
Your Automation Partner

SCIGATE AUTOMATION (S) PTE LTD
No.1 Bukit Batok Street 22 #01-01 Singapore 659592
Tel: (65) 6561 0488 Fax: (65) 6562 0588
Email: sales@scigate.com.sg Web: www.scigate.com.sg

Business Hours: Monday - Friday 8.30am - 6.15pm



Note: All Specifications are subject to change without prior notice!

Revised Date: 18-Jul-2016 V1.4