

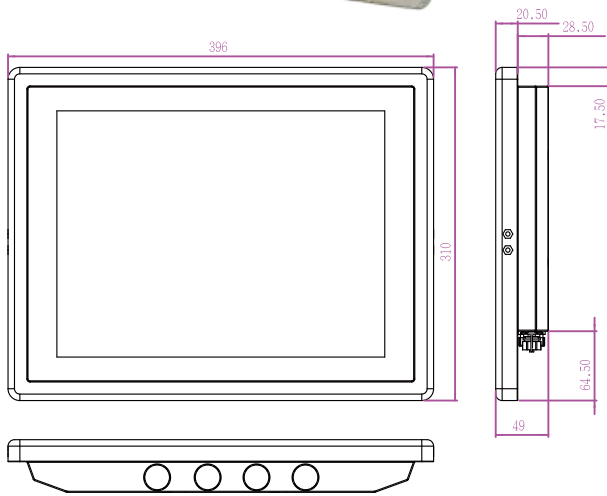
# Stainless Panel PC

(Intel® ATOM N2600 Platform)

Stainless Flat Touch Panel PC

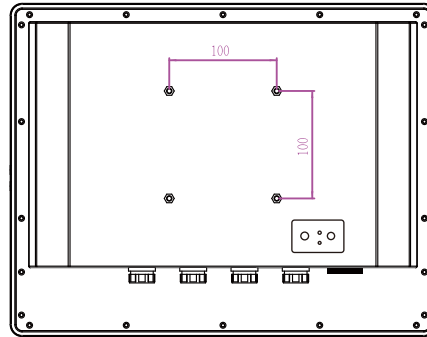

MODEL #: R15ID3S-65A1FTE

Mechanical Design



## Features

- Designed with NEMA 4 (IP65) dust proof and water protection
- Robust and fanless design for reliable operation
- Fanless Colling System and Ultra Low power consumption
- Support Intel Atom N2600 processor
- Stainless Housing suitable for food, and medical industries
- Special Flat Touch Design easy to maintain
- ELO 5W Resitive Touch ( R15ID3S-65A1FTE)



1. 2 X USB
2. RS232
3. LAN
4. Power (12V DC in)
5. Ground

\* Note: this is a simplified drawing and some components are not marked in detail. Please contact our sales representative if you need further product information.

## System Specifications

### TFT Characteristics :

- Resolutions : 1024 x 768
- Brightness : 400 cd/m<sup>2</sup> (typ.)
- Contrast Ratio : 700 : 1(typ.)
- Viewing Angles : -80~80(H);-60~80(V)
- Max Colors : 16.2M

### Accessories :

- External Power Supply 90W w/power cord

### Mechanical Specification :

- Cooling System : Fanless design
- Dimension(W x H x D) : 396 x 310 x 49(mm)

### System Specifications :

- Processor : Intel® Atom N2600 1.6GHz
- BIOS : AMI 16Mbit Flash
- System Chipset : Intel® NM10
- Memory Slot : 1x DDR3 SO-DIMM 800/1066 MHz  
Default 2GB, Max. 4GB
- Audio : Realtek ALC886 HD Audio Codec
- Storage : mSATA SSD Default 32GB, Max. 128GB
- SATA : 1 x SATA II
- Expansion Slot : 1 x Mini PCIe (for SATA SSD) ; 1 x Mini PCIe (For wireless Module)
- Certification : CE, FCC, RoHS

\* A customized housing is needed if you would like to have the PCI expansion.

### Environment Considerations :

- Operating Temperature : -20°C ~60°C
- Operating Humidity : 30% to 90% (non condensing)

### Input/ Output Connectors :

- Ethernet LAN : 1 x RJ45-10/100/1000 Mbps
- COM : 1 x RS232(Optional RS422/RS485)
- USB : 2 x USB Type-A Receptacle
- Power : 1 x 12VDC

### Order Options :

| SBC                              | PANEL PC   |
|----------------------------------|--|
| RAM : SO DIMM DDR3 1GB /2GB /4GB | Mechanical : Stainless Chassis                   |
| Storage : 2.5" HDD/SSD           | Touch : ELO 5 Wires Resistive(Default)           |
|                                  | OS : Windows XPE(Optional)<br>Windows 7 embedded |

- Power Input : 12V DC IN (Lockable Power Jack)
- Power Consumption : 25W (typ.)(Max.backlight & high CPU load)



