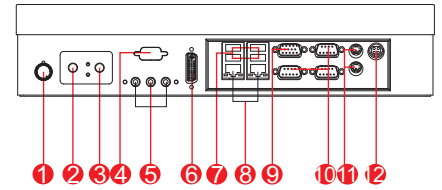
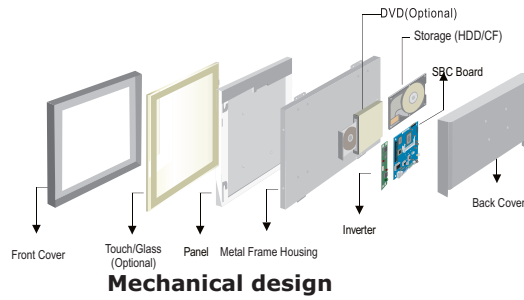


# R15ID7T-CHC3 15" Panel PC (Intel® Atom Dual Core D2550+NM10 Platform)

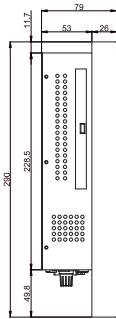
## Mechanical Design



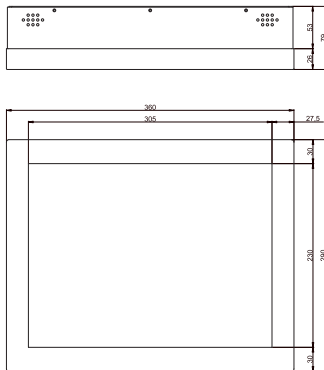
1. Brightness Adjustment Knob
2. Power On Button
3. Power Reset Button
4. RS-232 Conn. (Optional)
5. Audio Jack
6. DVI (Optional)
7. USB
8. LAN
9. VGA
10. RS-232 Conn.
11. PS/2
12. 12V DC-IN

### Chassis

#### SIDE VIEW

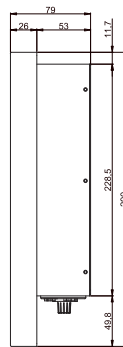


#### FRONT VIEW



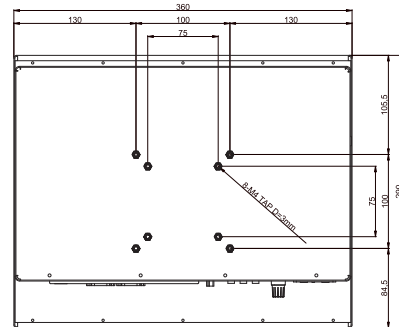
### Dimensions

#### SIDE VIEW

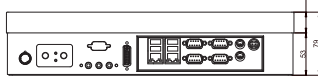


### Fully Integrated I/O

#### BACK VIEW



#### BOTTOM VIEW



- \* Measurements shown in mm
- \* Tolerance of all dimensions is shown as follow 0~30 mm ± 0.1 mm, 30~50 mm ± 0.15 mm, 50~120 mm ± 0.2 mm, above 120 mm ± 0.25mm
- \* Note: this is a simplified drawing and some components are not marked in detail. Please contact our sales representative if you need further product information.

## Specifications

### System :

- CPU : Intel® Atom Dual Core D2550 1.86GHz Processor
- Memory Slot : DDR3 1600 MHz SO-DIMM Slot, Max. 4GB
- System Chipset : NM10
- IDE/SATA : 2 x SATA
- LAN : Dual Broadcom BCM57780 GbE controller
- Audio Codec : Realtek ALC886 HD Audio Codec

### Panel Spec :

- Size/Type : 15" TFT
- Resolutions : 1024 x 768
- Brightness : 250 cd/m<sup>2</sup>(typ.)
- Contrast Ratio : 500 : 1(typ.)
- Viewing Angle : -70~70 (H); -60~60 (V)
- Max. Colors : 16.2M (6bits+FRC)

### Input / Output :

- Serial Ports : 2 x RS232, 1 x RS232/422/485
- USB Ports : 4 x USB Type-A Receptacle
- Keyboard / Mouse : 2 x PS/2
- Ethernet : 2 x RJ45-10/100/1000 Mbps
- VGA : 1 x VGA (female)
- Audio : Line-out, Line-in, Mic in • Default setting:RS232

### Environment Considerations :

- Operating Temperature : 0 deg.C to 50 deg.C
- Operating Humidity : 30% to 90% (non condensing)

### OS BSP / Driver Support :

- Support Windows 7 embedded / Windows XP embedded

### Expansion Slot :

- 2 x Mini PCIe (1 for WiFi, 1 for 3G Module), 1 x PCI
- \* A customized housing is needed if you would like to have the PCI expansion.

### Power Specifications :

- Power Input : 12V DC IN
- Power Consumption : 43W (typ.)(Max.backlight & high CPU load)

### Accessories :

- External Adapter : 110~240V Ac-in Power Adapter

### Order Options :

Mechanical : Chassis	Storage : 2.5" HDD/ 2.5" SSD
Touch : 5-Wires Resistive(Optional)	RAM : DDR3 1600 Max 4GB
	OS : Windows 7 embedded / Windows XP embedded (Optional)
(A customized housing is needed if you have demands of SAW/IR/IT/SC touch)	



SCIGATE AUTOMATION (S) PTE LTD

No.1 Bukit Batok Street 22 #01-01 Singapore 659592  
 Tel: (65) 6561 0488 Fax: (65) 6562 0588  
 Email: sales@scigate.com.sg Web: www.scigate.com.sg



Note: All Specifications are subject to change without prior notice!

03-Jun-2016 V1.1

Business Hours: Monday - Friday 8.30am - 6.15pm