

R15ID7T-PMC3PS 15" Panel PC (Intel® Atom Dual Core D2550)

Mechanical Design



Panel Mount (10mm front bezel)



PCI Input



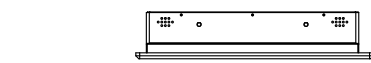
Feature :

- Designed for one PCI Slot
- No convex part on IO side edge
- Only Support half-size PCI Card
15.24 x 175.26 x 106.68 mm



SCIGATE AUTOMATION (S) PTE LTD
 No.1 Bukit Batok Street 22 #01-01 Singapore 659592
 Tel: (65) 6561 0488 Fax: (65) 6562 0588
 Email: sales@scigate.com.sg Web: www.scigate.com.sg
 Business Hours: Monday - Friday 8.30am - 6.15pm

Mechanical design :



SIDE VIEW

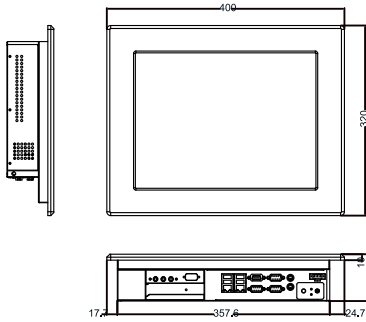
FRONT VIEW

SIDE VIEW

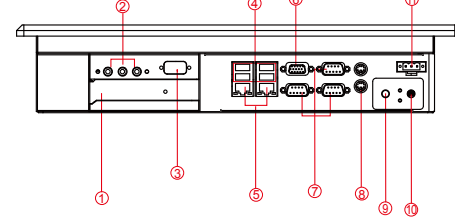
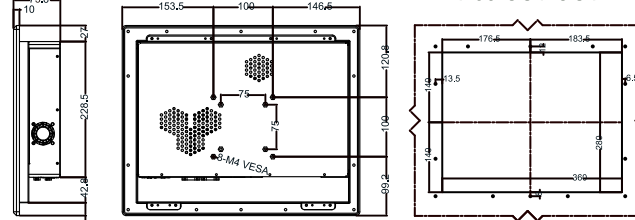
BACK VIEW

IP65 CUT OUT

Fully Integrated I/O



BOTTOM VIEW



1. PCI Card Slot
2. Audio Jack
3. RS-232 Conn.(Optional)
4. USB
5. RJ-45
6. VGA Out
7. RS-232 Conn.
8. PS/2
9. Power Reset Button
10. Power On Button
11. 12V DC-in Terminal Block (Phoenix Type)

- * Total Dimension (L x W x H) : 400 x 320 x 73.8 mm
- * Cutout Dimension (L x H): 360 x 280 mm
- * Measurements shown in mm
- * Tolerance of all dimensions is shown as follow 0~30 mm ± 0.1 mm, 30~50 mm ± 0.15 mm, 50~120 mm ± 0.2 mm, above 120 mm ± 0.25 mm
- * Note: this is a simplified drawing and some components are not marked in detail. Please contact our sales representative if you need further product information.

Specifications

System

- CPU : Intel® Atom Dual Core D2550 1.86 GHz
- Memory : 1 x SODIMM Max 4GB DDR3L 1333/1600
- System Chipset : Intel® NM10
- SATA : 2 x SATA II
- LAN : Dual Broadcom BCM 57780 GbE controller
- Audio Codec : Realtek ACC886 HD Audio Codec

Panel Spec

- Size/Type : 15" TFT
- Resolutions : 1024 x 768
- Brightness : 250 cd/m² (typ.)
- Contrast Ratio : 500 : 1 (typ.)
- Viewing Angles : -70~70(H); -60~60(V)
- Max Colors : 16.2M

Input / Output

- Serial Ports : 2 x RS232, 1 x RS232/422/485
 - USB Ports : 4 x USB / 4 x USB (internal)
 - Keyboard / Mouse : 2 x PS/2
 - Ethernet : 2 x RJ 45-10/100/1000 Mbps
 - VGA : 1 x VGA (female)
- Default setting: RS232

Environment Considerations :

- Operating Temperature : 0 deg.C to 50 deg.C
- Operating Humidity : 30% to 90% (non condensing)

OS BSP / Driver Support :

- Support Windows 7 / Windows XP Embedded / Windows XPP Embedded / Linux 3.2.0

Expansion Slot :

- 1 x PCI (15.24 x 175.26 x 106.68 mm)
* A customized housing is needed if you would like to have the PCI expansion.

Power Specifications

- Power Input : 12V DC-in
- Power Consumption : 43W (typ.)(Max. backlight & high CPU load)

Accessories

- External Adapter : 110~240V Ac-in Power Adapter

Order Options :

- | | |
|-------------------------|--|
| Mechanical : Open Frame | Storage : 2.5" HDD/ 2.5" SSD/ CF |
| Touch : Resistive | RAM : DDR3L 1333/1600 Max 4GB |
| | OS : Windows XPE (Optional)
Windows XPPE (Optional)
Windows 7 (Optional)
Linux (Optional) |

(A customized housing is needed if you have demands of SAW/IR/IT/SC touch)

