

# Full IP65 Chassis LCD

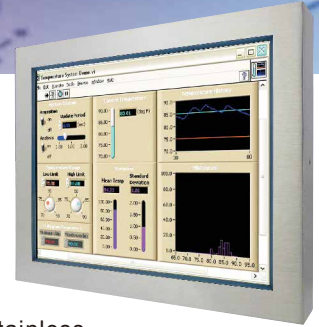
## 17" (Stainless Design)



### Specifications

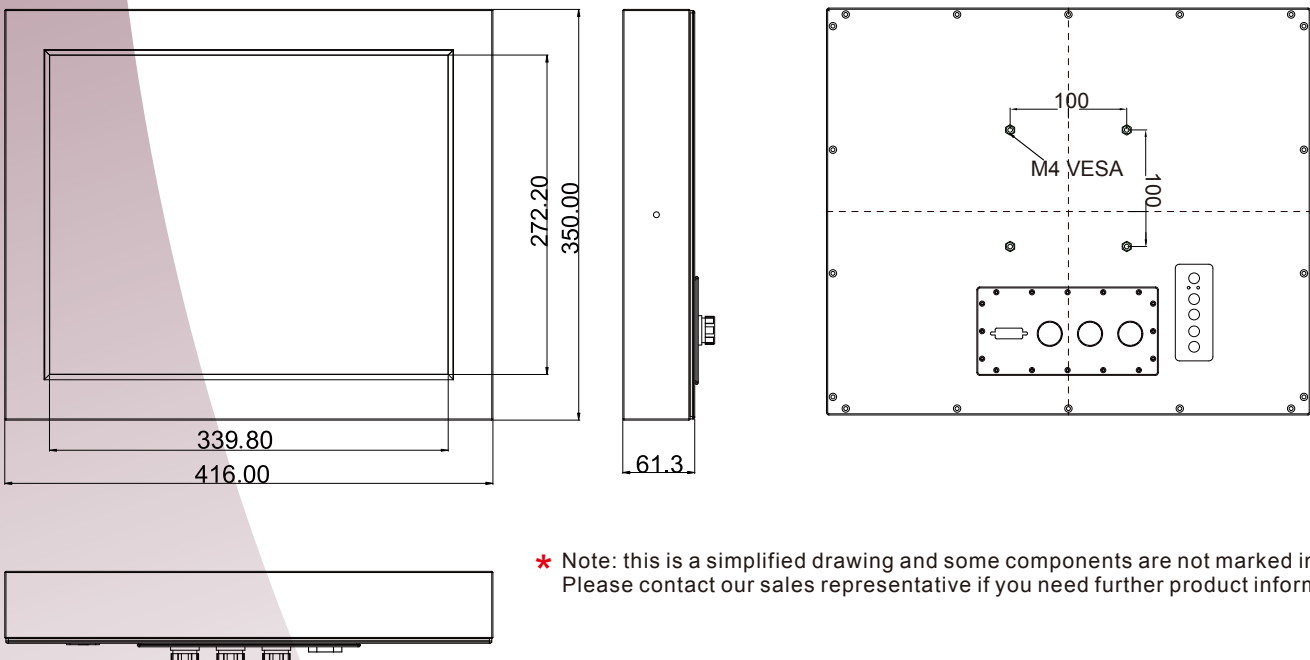
Model Name	R17L500-65A1
Viewable Size Image	17"
Active Display Area(mm)	337.92 (H) x 270.34 (V)
Pixel Pitch(mm)	0.264 (H) x 0.264 (V)
Number of Pixels	1280x1024
Contrast Ratio	1000:1(typ.)
Display Color	16.7M
Brightness(cd/m <sup>2</sup> )	350(typ.)
Viewing Angle(CR>=10)	-85~85(H);-80~80(V)(typ.)
Synchronization Range	
Horizontal/Vertical	31.5~80.0KHz / 60~75Hz
Recommended Resolution	1280x1024@60HZ,75HZ
Signal Connector	15 pin D-Sub
I/O	3 pin Power cable(IP65 connector); 10 pin VGA cable (IP65 connector); Optional 10 pin RS232 or USB cable(IP65 connector)
Power Source	12V DC in, with External AC to DC Adapter (100~240V AC)
Power Consumption	32W typical, normal operation
Power Management	VESA DPMS Compliant
Plug & Play	VESA DDC 1/2B
Optional Touch Screen	Resistive, Capacitive
Optional video	Yes
Optional Optical bonding	For Moisture Prevention

Standard:  
brushed stainless



\*Due to Panel material's deviation, different panel supplier will set different specific variance range to optical characteristics. The factors of time used, Lamp current, Ambient temperature will influence the optical measurements.

### Mechanical Drawing

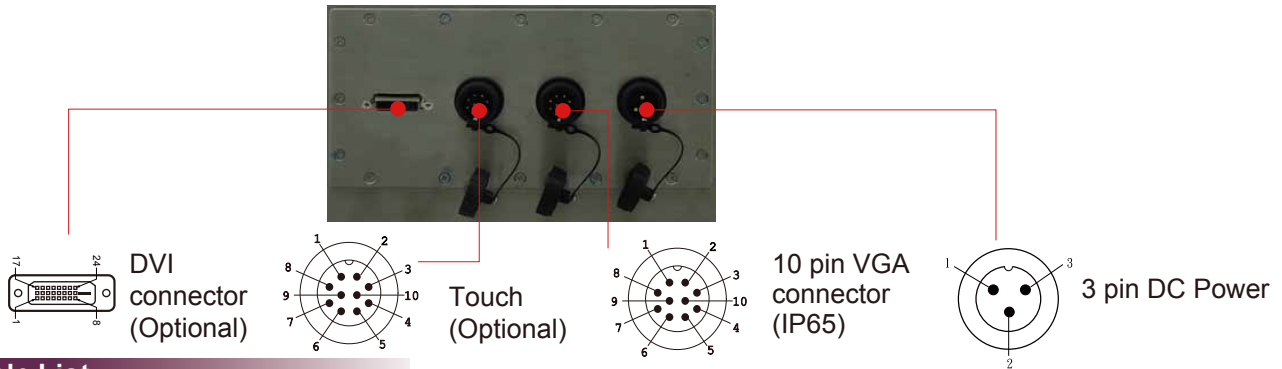


\* Note: this is a simplified drawing and some components are not marked in detail. Please contact our sales representative if you need further product information.

# Full IP65 Chassis LCD

## IO Layout

### Back Side (I/O)



## Cable List

LCD	IP65 connector	PC side IO type
DC power	3pin	Female(2.5 fai)
USB(optional)	10pin	Male(type A)
RS232(optional)	10pin	Female(D-sub 9)
VGA	10pin	Male(D-sub 15)



**SCIGATE AUTOMATION (S) PTE LTD**

No.1 Bukit Batok Street 22 #01-01 Singapore 659592

Tel: (65) 6561 0488

Fax: (65) 6562 0588

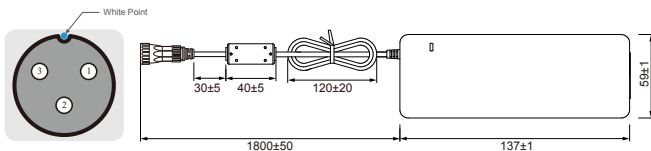
Email: sales@scigate.com.sg

Web: www.scigate.com.sg

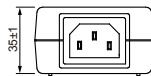
Business Hours: Monday - Friday 8.30am - 6.15pm

## IP65 Cable/Pin Define

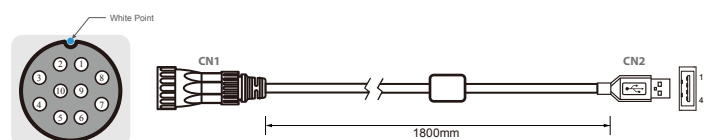
### Power Cable



Pin No.	Symbols	Color
CN1-3	GND	Black
CN1-2	shield	
CN1-1	VCC	White

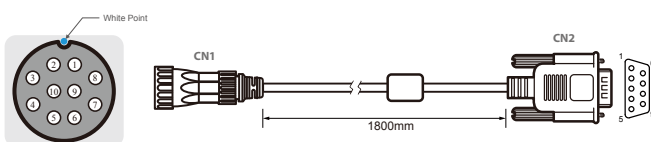


### USB Cable (For Touch)



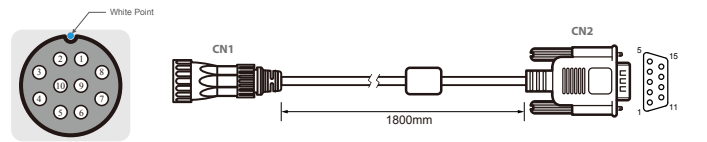
Pin No.	Symbols	Color	Pin No.	Symbols	Color
CN1-1	VCC	RED	CN2-1	VCC	RED
CN1-2	D-	WHITE	CN2-2	D-	WHITE
CN1-3	D+	GREEN	CN2-3	D+	GREEN
CN1-4	GND	BLACK	CN2-4	GND	BLACK
CN1-5	Shield		CN2-5	Shield	GREEN

### Serial Cable (For Touch)



Pin No.	Symbols	Color	Pin No.	Symbols	Color
CN1-1	DCD-CON2	Green	CN2-1	DCD-CON2	Green
CN1-2	DSR-CON2	Brown	CN2-6	DSR-CON2	Brown
CN1-3	RXD-CON2	Red	CN2-2	RXD-CON2	Red
CN1-4	RTS-CON2	Orange	CN2-7	RTS-CON2	Orange
CN1-5	TXD-CON2	Blue	CN2-3	TXD-CON2	Blue
CN1-6	CTS-CON2	White	CN2-8	CTS-CON2	White
CN1-7	DTR-CON2	Purple	CN2-4	DTR-CON2	Purple
CN1-8	RI-CON2	Yellow	CN2-9	RI-CON2	Yellow
CN1-9	GND-CON2	Black	CN2-5	GND-CON2	Black
CN1-10	NC				

### VGA Cable



CN1				CN2		
Pin No.	Symbols	Color		Pin No.	Symbols	Color
1	R	Red	↔	1	R	Red
2	R-GIND	Black	↔	6	R-GIND	Black
3	G	Green	↔	2	G	Green
4	G-GND	Black	↔	7	G-GND	Black
5	B	Blue	↔	3	B	Blue
6	B-GND	Black	↔	8	B-GND	Black
7	SDA	Yellow	↔	12	SDA	Yellow
8	HS	Orange	↔	13	HS	Orange
9	VS	White	↔	14	VS	White
10	SCL	Brown	↔	15	SCL	Brown
				4	HS-GDN	
				5	NC	
				9	NC	
				10	NC	
				11	VS-GDN	