

# IP67 G-Win Panel PC

(Intel® Broadwell Platform)

Flat Touch Panel Mount Panel PC

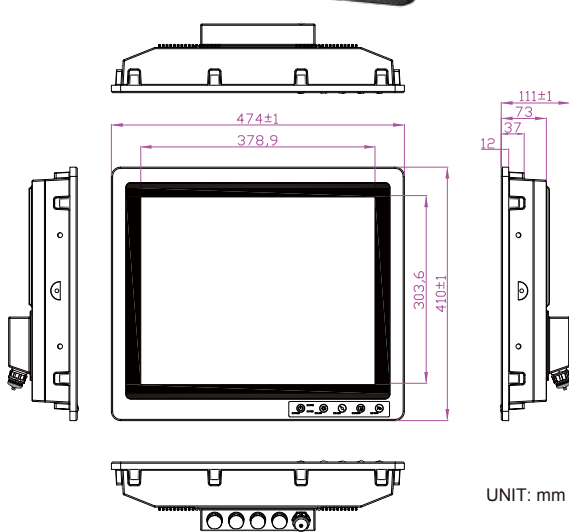
MODEL : R19IH3S-67FTP(HB)

Mechanical Design

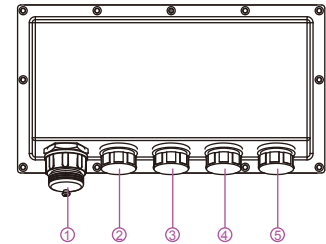
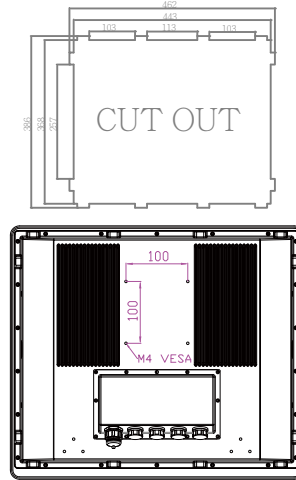


## Features

- Totally sealed Full IP67 Design
- High performance / low power Intel Core i5-5200U Broadwell 2.2GHz (turbo to 2.7GHz)
- 19-inch sunlight viewable 400 nits LCD panel (Optional for 1000 nits High Brightness)
- -10 to 60°C operating temperature
- Fanless, streamlined enclosure for highly efficient heat dissipation
- Touch screen control button to enable/disable touch screen interface
- Rugged Front Anti-Impact Design (IEC60079-0 section 26.4.2)
- Front control membrane keys Lockable by software
- Optical Bonding with Panel & Touch Screen to increase the clarity and transparency



UNIT: mm



1. 1 x IP67 USB 2.0 A Type with cover
2. 1 x IP67 LAN with RJ45 Connector
3. 1 x IP67 USB 2.0 Connector
4. 1 x IP67 RS232/422/485
5. 1 x IP67 9~36V DC

\* Note: this is a simplified drawing and some components are not marked in detail. Please contact our sales representative if you need further product information.

## System Specifications

### TFT Characteristics

- Resolutions : 1280 x 1024
- Brightness : 400nits (optional 1000nit High Brightness)
- Viewing Angles : -85~85(H);-80~80(V)
- Max Colors : 16.7M
- Contrast Ratio : 1000 : 1 (typ.)
- Touch Screen : Projected Capacitive Touch

### Mechanical Specification

- Cooling System : Fanless design
- Dimension(W x H x D) : 474mm x 410mm x 143.5mm
- Gross Weight : 14.25 kg
- Net Weight : 10.28 kg

### Power Specifications

- Power Input : 9~36V DC input (isolation)

### Environment Considerations

- Operating Temperature : -10 deg.C to 60 deg.C
- Operating Humidity : 5 to 95%

## System Specifications

- Processor : Intel® Core i5-5200U Broadwell 2.2GHz (turbo to 2.7GHz)
- BIOS : AMI BIOS
- System Chipset : Intel® HD graphics 4400
- Memory Slot : 1 x DDR3L SO-DIMM 1600 MHz, 4GB defau It Max. 16GB
- Main Storage : mSATA SSD 64GB, option up to 256GB
- Optional Second Storage : 2.5" SSD 64GB to 256GB

### Full IP67 Connectors

- 1 x IP67 USB 2.0 A Type with cover
- 1 x IP67 LAN with RJ45 Connector
- 1 x IP67 USB 2.0 Connector
- 1 x IP67 RS232/422/485
- 1 x IP67 9~36V DC

## Standards and Certifications

- Safety : UL60950-1, CSA C22.2 No. 60950-1-07, EN60950-1, IEC60950-1
- CE
- FCC
- Shock : MIL-STD-810G Method 516.6
- Drop : MIL-STD-810G Method 516.6
- Vibration : MIL-STD-810G Method 514.6

### Operating System (Optional)

- Windows Embedded Standard 7
- Windows 7 PRO for Embedded System
- Windows Embedded 8.1 Industrial
- Windows 10 IoT Enterprise

### Accessories

- 1 x Driver & Manual CD
- 5 x IP67 External Cables (USB / LAN / COM / Power/USB A-type)



Note: All Specifications are subject to change without prior notice!

Revised Date:22-Feb-2017 V1.5

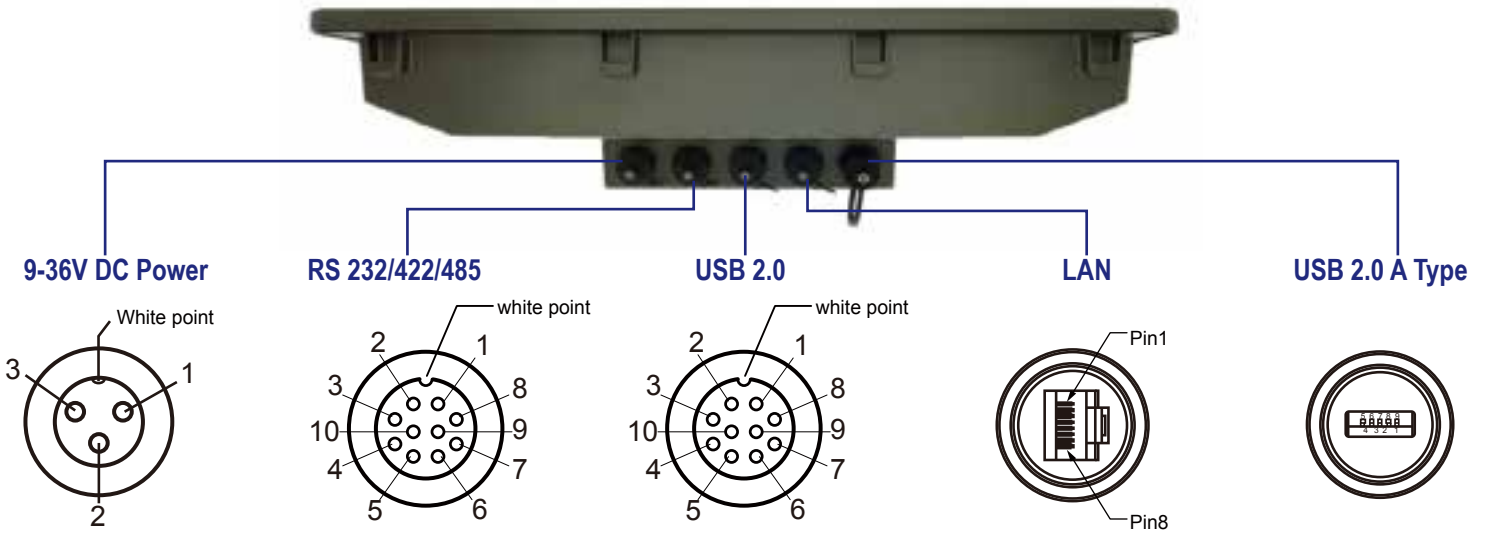
# IP67 G-Win Panel PC

(Intel® Broadwell Platform)

Flat Touch Panel Mount Panel PC

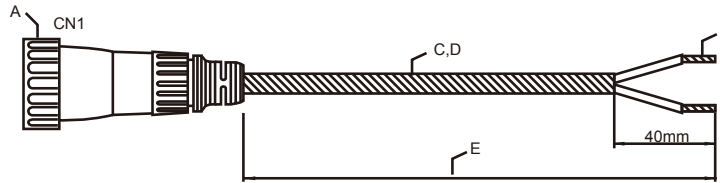
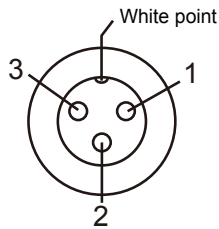
MODEL : R19IH3S-67FTP(HB)

IO Layout



Pin Definition

## 1. 9-36V DC Power (Standard Cable)

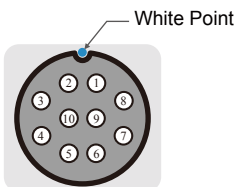
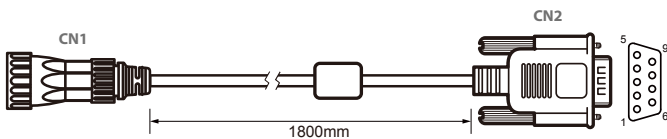


Plug	Wire Color	Conn.
CN-1	VCC	Red
CN-3	GND	Black
CN-2	Shield	

Short

Plug	Wire Color	Conn.
Open	VCC	Red
Open	GND	Black
	Shield	

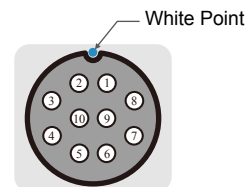
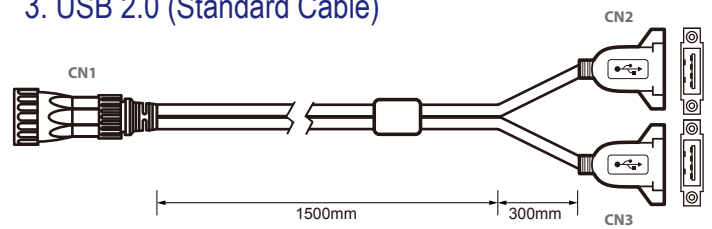
## 2. RS 232/422/485 (Standard Cable)



Pin No.	Symbols	Color
CN1-1	DCD-CON2	Green
CN1-2	DSR-CON2	Brown
CN1-3	RXD-CON2	Red
CN1-4	RTS-CON2	Orange
CN1-5	TXD-CON2	Blue
CN1-6	CTS-CON2	White
CN1-7	DTR-CON2	Purple
CN1-8	RI-CON2	Yellow
CN1-9	GND-CON2	Black
CN1-10	NC	

Pin No.	Symbols	Color
CN2-1	DCD-CON2	Green
CN2-6	DSR-CON2	Brown
CN2-2	RXD-CON2	Red
CN2-7	RTS-CON2	Orange
CN2-3	TXD-CON2	Blue
CN2-8	CTS-CON2	White
CN2-4	DTR-CON2	Purple
CN2-9	RI-CON2	Yellow
CN2-5	GND-CON2	Black
CN2-10	NC	

## 3. USB 2.0 (Standard Cable)

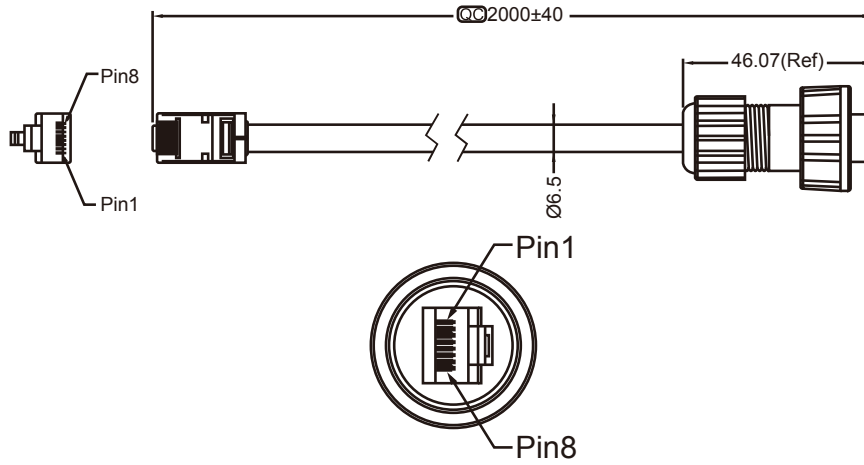


Pin No.	Symbols	Color
CN1-1	VCC	RED
CN1-2	VCC	RED
CN1-3	D-	WHITE
CN1-4	D-	WHITE
CN1-5	D+	GREEN
CN1-6	D+	GREEN
CN1-7	GND	BLACK
CN1-8	GND	BLACK
CN1-9	Braid	

Pin No.	Symbols	Color
CN2-1	VCC	RED
CN3-1	VCC	RED
CN2-2	D-	WHITE
CN3-2	D-	WHITE
CN2-3	D+	GREEN
CN3-3	D+	GREEN
CN2-4	GND	BLACK
CN3-4	GND	BLACK
	Braid connect to the housing	

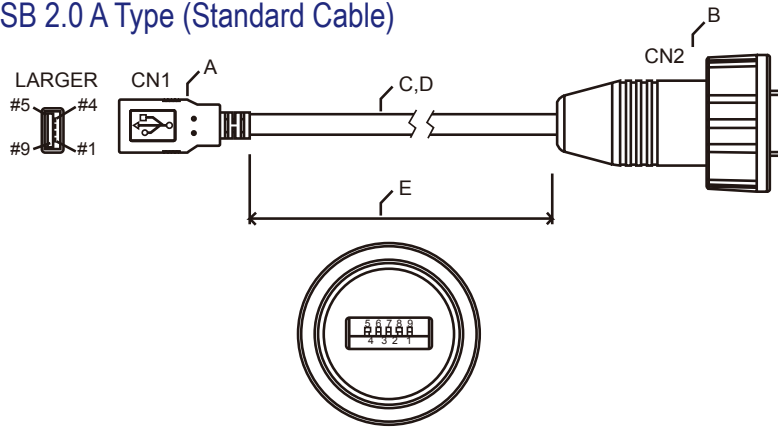
Pin Definition

### 4. LAN (Standard Cable)



Plug	Wire Color	Conn.	
1	Orange / White	1	Twist
2	Orange	2	
3	Green / White	3	Twist
4	Blue	4	
5	Blue / White	5	Twist
6	Green	6	
7	Brown / White	7	Twist
8	Brown	8	

### 5. USB 2.0 A Type (Standard Cable)



Plug	Wire Color	Conn.	
Red	28AWG	1	Twist
White	28AWG	2	
Green	28AWG	3	Twist
Black	28AWG	4	
Drain	28AWG		Twist
Blue	28AWG	5	
Yellow	28AWG	6	Twist
Drain	28AWG	7	
Purple	28AWG	8	Twist
Orange	28AWG	9	



**SCIGATE AUTOMATION (S) PTE LTD**

No.1 Bukit Batok Street 22 #01-01 Singapore 659592

Tel: (65) 6561 0488

Fax: (65) 6562 0588

Email: sales@scigate.com.sg

Web: www.scigate.com.sg

Business Hours: Monday - Friday 8.30am - 6.15pm