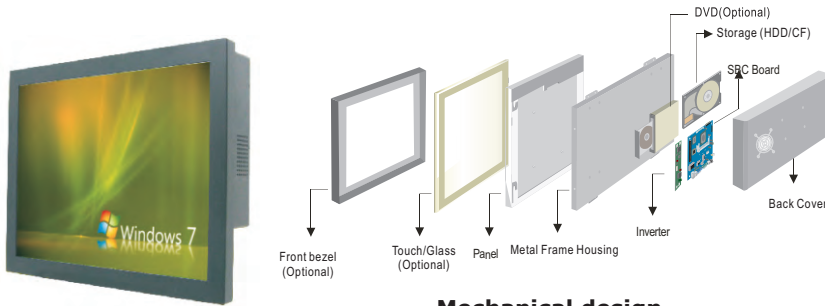
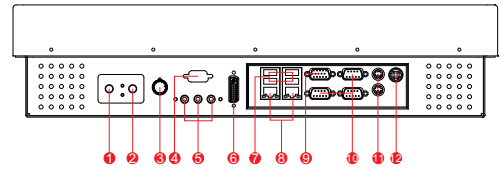


R20IC7T-CHA2 20.1" Panel PC (Intel® Core™ i7-620M/i5-520M)

Mechanical Design

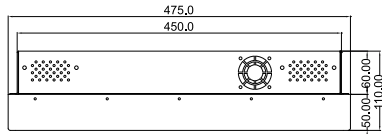


Mechanical design



- | | |
|-------------------------------|----------------------|
| 1. Power On Button | 7. USB |
| 2. Power Reset Button | 8. LAN |
| 3. Brightness Adjustment Knob | 9. VGA |
| 4. RS-232 Conn.(Optional) | 10. RS-232 Conn. |
| 5. Audio | 11. PS/2 |
| 6. DVI(Optional) | 12. DC IN Power Jack |

Chassis



Dimensions

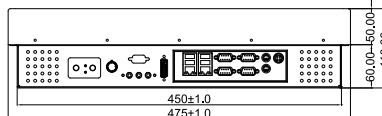
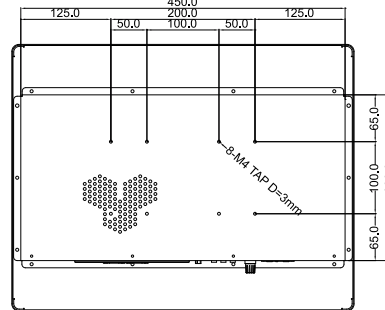
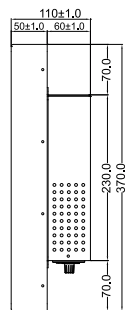

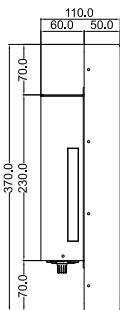
Fully Integrated I/O

SIDE VIEW

FRONT VIEW

SIDE VIEW

BACK VIEW



BOTTOM VIEW

- * Measurements shown in mm
- * Tolerance of all dimensions is shown as follow 0~30 mm ± 0.1mm, 30~50 mm ± 0.15 mm, 50~120 mm ± 0.2 mm, above 120 mm ± 0.25 mm
- * Note: this is a simplified drawing and some components are not marked in detail. Please contact our sales representative if you need further product information.

Specifications

System :

- CPU : Intel® Core™ i7-620M/i5-520M Processor (2.66GHz / 2.4GHz)
- Memory Slot : 2 x SO-DIMM, Max 8GB DDR3 1066/800
- System Chipset : Intel® HM55 Chipset
- Storage : 2 x SATA II
- LAN : Dual Broadcom BCM57780 GbE
- Audio Codec : Realtek ALC886 HD Audio Codec

Panel Spec :

- Size/Type : 20.1" TFT
- Resolutions : 1600 x1200
- Brightness : 300 cd/m² (typ.)
- Contrast Ratio : 800 : 1(typ.)
- Viewing Angles : -89~89(H); -89~89(V)
- Max Colors : 16.7M (8 bits/colors)

Input / Output :

- Serial Ports : 2 x RS232, 1 x RS232/422/485
- USB Ports : 4 x USB
- Keyboard / Mouse : 2 x PS/2
- Ethernet : 2 x RJ 45-10/100/1000 Mbps
- VGA : 1 x VGA (female)
- Audio : Line-Out, Line-In, Mic in

Environment Considerations :

- Operating Temperature : 0 deg.C to 50 deg.C
- Operating Humidity : 30% to 90% (non condensing)

OS BSP / Driver Support :

- Support Windows 7 / Windows XP Embedded / Windows XPP Embedded / Linux / Win CE

Expansion Slot :

- 1 x PCI-E(x16), 2 x Mini PCI-E

Power Specifications :

- Power Input : 12V DC IN (Lockable Power Jack)
- Power Consumption : 150W (typ.)(Max.backlight & high CPU load)

Accessories :

- External Adapter : 110~230V Ac-in power adapter

Order Options :

- | | |
|-------------------------------------|-----------------------------------|
| Mechanical : Chassis | Storage : 3.5" HDD/CF/Both |
| Touch : 5 Wires Resistive(Optional) | RAM : SO-DIMM DDR3 1066/800 |
| | OS : Windows XP(Optional) |
| | Windows XPPE (Optional) |
| | Windows 7 (Optional) |
| | Linux (Optional) |
| | DVD : Yes(Optional) |

(A customized housing is needed if you have demands of SAW/IR/SC/IT touch)



SCIGATE AUTOMATION (S) PTE LTD
 No.1 Bukit Batok Street 22 #01-01 Singapore 659592
 Tel: (65) 6561 0488 Fax: (65) 6562 0588
 Email: sales@scigate.com.sg Web: www.scigate.com.sg
 Business Hours: Monday - Friday 8.30am - 6.15pm



Revised Date: 11-May-2017 V1.2

Note: All Specifications are subject to change without prior notice!