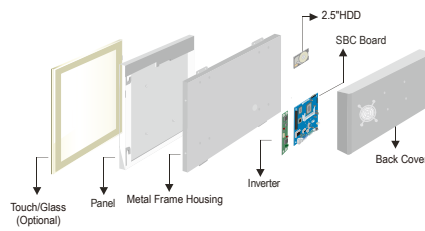


W10ID3S-CHH1 10.1" Panel PC (Intel® Atom™ Dual Core D2550 Processor)

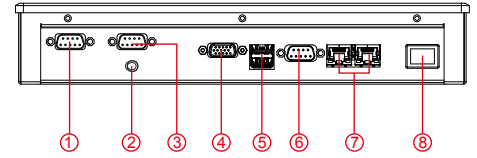
Mechanical Design



Chassis

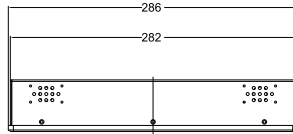


Modularized Construction



1. RS232 (Optional)
2. DC-IN Power Jack
3. RS232
4. VGA
5. USB
6. RS232/422/485
7. RJ-45
8. Power Switch

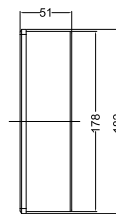
FRONT VIEW



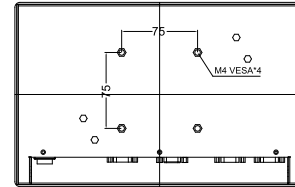
Dimensions

Fully Integrated I/O

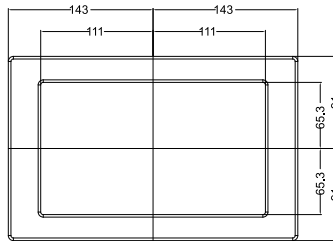
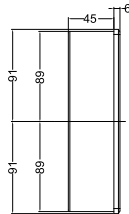
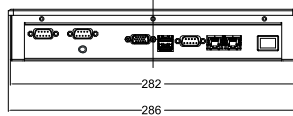
SIDE VIEW



BACK VIEW



BOTTOM VIEW



- * Measurements shown in mm
- * Tolerance of all dimensions is shown as follow 0~30 mm ± 0.1 mm,
- * 30~50 mm ± 0.15 mm, 50~120 mm ± 0.2 mm, above 120 mm ± 0.25 mm
- * Note: this is a simplified drawing and some components are not marked in detail. Please contact our sales representative if you need further product information.

Specifications

System :

- CPU : Intel® Atom™ Dual Core D2550 1.86GHz Processor
- Memory Slot : 1 x SODIMM, Max 4GB DDR3 800/1066
- System Chipset : Intel NM10
- Storage : 2 x SATA II
- LAN : Dual Broadcom BCM57780 GbE controller

Panel Spec :

- Size/Type : 10.1" TFT
- Resolutions : 1024 x 600
- Brightness : 450 cd/m²(typ.)
- Contrast Ratio : 800 : 1 (typ.)
- Viewing Ang : -75~80(H);-80~80(V)
- Max Colors : 16.7M

Input / Output :

- Serial Ports : 1 x RS232, 1 x RS232/422/485
- USB Ports : 2 x USB 2.0
- Ethernet : 2 x RJ45-10/100/1000
- VGA : 1 x VGA
- Power Input : 1 x DC-IN Power Jack

• Default setting:RS232

Environment Considerations :

- Operating Temperature : 0 deg.C to 45 deg.C
- Operating Humidity : 30% to 90% (non condensing)

OS BSP / Driver Support :

- Support Windows 7 embedded / Windows XP embedded

Expansion Slot :

- 1 x Mini PCIe slot (for wireless module)
- 1 x Mini PCIe slot (for mSATA SSD)

Power Specifications :

- Power Input : 12V DC-IN Power input
- Power Consumption : 32W (typ.)(Max.backlight & high CPU load)

Accessories :

- External Adapter : 100~230V AC-in,12V DC-output Power Adapter

Order Options :

Mechanical : Chassis	Storage : 2.5"HDD/mSATA SSD/ 2.5" SSD
Touch/Glass : 4 Wires Resistive or AR Glass (either one)	RAM : SODIMM DDR3 1GB/2GB/4GB
	OS : Windows XPPE (Optional) Windows XPPE (Optional) Windows 7 Embedded (Optional) Linux (Optional)



SCIGATE AUTOMATION (S) PTE LTD
 No.1 Bukit Batok Street 22 #01-01 Singapore 659592
 Tel: (65) 6561 0488 Fax: (65) 6562 0588
 Email: sales@scigate.com.sg Web: www.scigate.com.sg
 Business Hours: Monday - Friday 8.30am - 6.15pm



Note: All Specifications are subject to change without prior notice!

date: 25-Aug-2017 V1.4