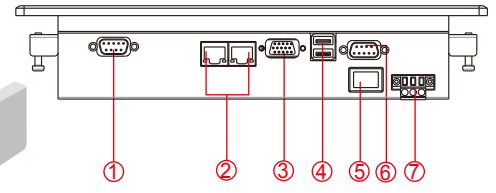
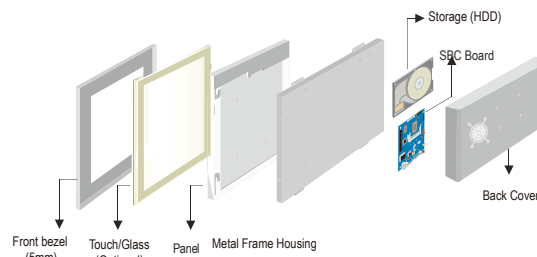


W10ID3S-IPH1 10.1" Panel PC (Intel Atom Dual Core N2600 Processor)

Mechanical Design

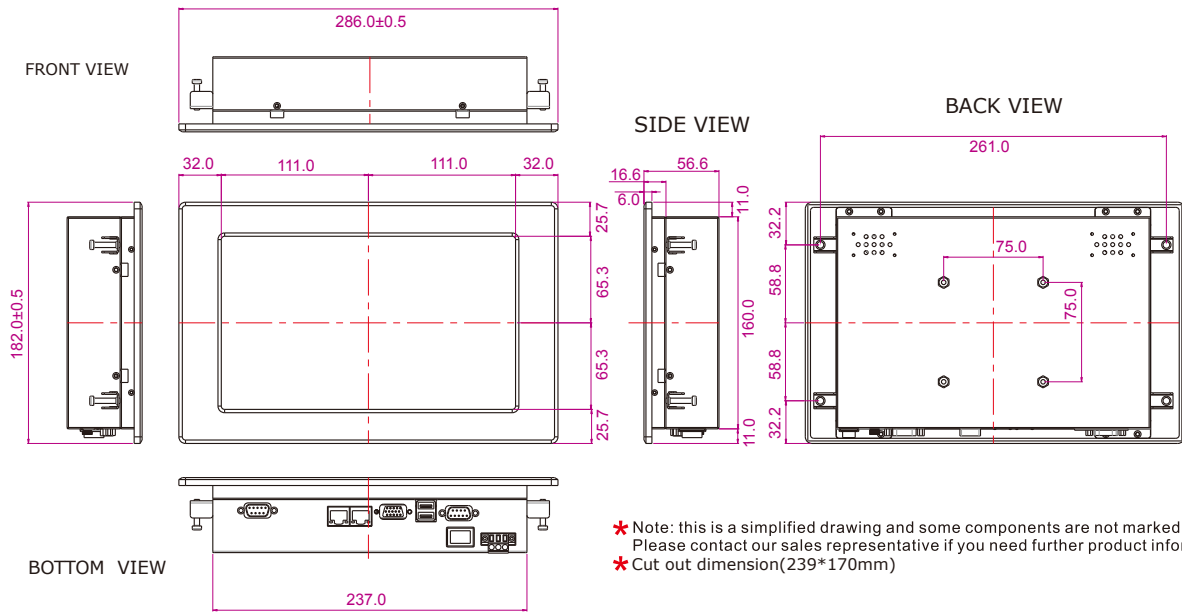


1. RS-232
2. RJ-45
3. VGA
4. USB
5. Power switch
6. RS-232/422/485*
7. 12/24V DC IN terminal block

*Default setting:RS232

Panel Mount(6 mm front bezel)

Modularized Construction



* Note: this is a simplified drawing and some components are not marked in detail. Please contact our sales representative if you need further product information.
 * Cut out dimension(239*170mm)

Specifications

System :

- CPU : Intel® Atom™ Dual Core N2600 1.6GHz CPU
- Memory Slot : 1 x SODIMM, Max 4GB DDR3 800/1066
- System Chipset : Intel® NM10
- IDE/SATA : 1x SATAII
- LAN : Dual Broadcom BCM57780 GbE controller

Input / Output :

- Serial Ports : 1 x RS232/ 1 x RS232/422/485
- USB Ports : 2 x USB
- Ethernet : 2 x RJ45-10/100/1000
- VGA : 1 x VGA
- Power Input : 12/24V DC input

• Default setting:RS232

Expansion Slot :

- 1 x Mini PCIe slot (for wireless module)
- 1 x Mini PCIe slot (for SATA SSD)

Power Specifications :

- Power Input : 12V DC input
- Power Consumption : 18W (typ.)(Max.backlight & high CPU load)

Panel Spec :

- Size/Type : 10.1" TFT (Wide screen)
- Resolutions : 1024x600
- Brightness : 450cd/m (typ.)
- Contrast Ratio : 800 : 1(typ.)
- Viewing Angle : -75~80(H);-80~80(V)
- Max. Colors : 16.7M

Environment Considerations :

- Operating Temperature : -20~60deg.C
- Operating Humidity : 30% to 90% (non condensing)

Order Options :

IP Rating : IP65 design (Front side)	RAM : SODIMM DDR3 800/1066
Panel Mount : 6mm bezel	OS : Windows CE 6.0 / Windows 7 embedded / Windows XP embedded (Optional)
Touch : 4 Wires Resistive(Optional)	



SCIGATE AUTOMATION (S) PTE LTD

No.1 Bukit Batok Street 22 #01-01 Singapore 659592
 Tel: (65) 6561 0488 Fax: (65) 6562 0588
 Email: sales@scigate.com.sg Web: www.scigate.com.sg

Business Hours: Monday - Friday 8.30am - 6.15pm

25-Aug-2017 V1.4

Note: All Specifications are subject to change without prior notice!