

# HMI Panel PC

Model:W10ID3S-PMH1HM

## Product Features:

- 10" TFT LCD with resistive touch screen
- Embedded Intel® Atom Dual-Core N2600 / 1.6GHz processor
- Support Dual Gigabit Ethernet
- Optional Controller Area Network (Support CAN 2.0B)
- Optional 9~36V Wide DC Input
- Fanless and Ultra-low power consumption
- Aluminium Front Bezel

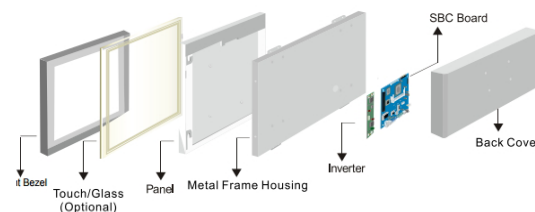


Panel Mount  
6mm Front bezel

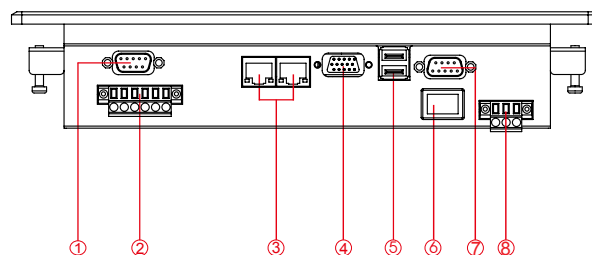
## Product Specifications:

Display	Model Name	W10ID3S-PMH1HM
	Size/Type	10" TFT(LED Back Light)
	Resolution (pixels)	1024 x 600
	Number of Colors	16.7M
	Brightness (cd/m2)	450
	Contrast Ratio	800:1
System	Viewing Angle	-75~80 (H) ; -80~80 (V)
	Processor	Intel® Atom Dual Core N2600 /1.6GHz
	Chipset	Intel® NM10
	Memory	1 x SO-DIMM DDR3 800/1066 ( Default 2GB )
	LAN	Dual Realtek RTL8111B Gigabit LAN Controller Options : Intel® WG82574L GbE LAN Controller for Win CE 7.0 OS
	Storage	1 x Mini PCI-E SATA SSD ( Default 32GB )
Input / Output	USB Port	2 x USB 2.0
	Ethernet	2 x RJ45-10/100/1000
	VGA	1 x VGA ( female )
	RS-232	1 x RS-232 COM Port
	RS-422/485	1 x RS-232/422 / 485 COM Port ( Default RS-485)
	CAN BUS	1 x CAN BUS (optional)
Power	DC-IN	1 x Terminal Block ( phoenix type )
	Power Input	12~24V DC-IN
Environment	Power consumption	19W (typ.) (Max.backlight & high CPU load)
	Operating Temperature	0 deg.C to 50 deg.C
Support	Humidity	30% to 90% ( non condensing )
	Windows XP embedded / Win 7 Pro Embedded / Win 7 WS7E / Windows XPP Embedded / WinCE 7.0 Core Runtime / WinCE 7.0 Pro Runtime	
Accessory	External Adapter	110~230V AC-in Power Adapter
Default	Mechanical	PM Front Bezel
	Touch	4 Wires Resistive

## Mechanical Design:

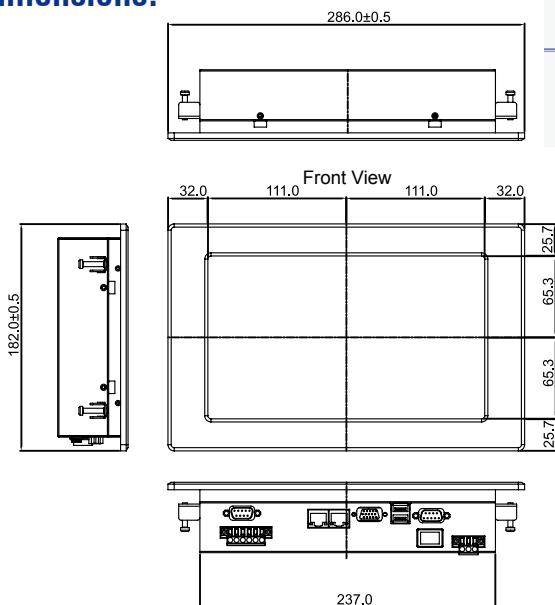


## I / O View:



1. RS-232
2. CAN BUS (optional)
3. 2 x RJ-45
4. VGA Output
5. 2 x USB
6. Push Button
7. RS-485 (Default)
8. 12~24V DC-IN Terminal Block ( Phoenix Type )

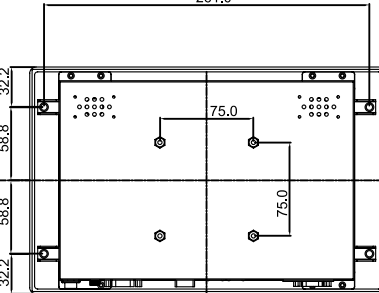
## Dimensions:



**SCIENCE GATE**  
Your Automation Partner

**SCIGATE AUTOMATION (S) PTE LTD**  
No.1 Bukit Batok Street 22 #01-01 Singapore 659592  
Tel: (65) 6561 0488 Fax: (65) 6562 0588  
Email: sales@scigate.com.sg Web: www.scigate.com.sg  
Business Hours: Monday - Friday 8.30am - 6.15pm

Back View



- Total dimension: L x H x D=286 x 182 x 56.6mm
- Cutout dimension: 239 x 170mm
- Note: this is a simplification drawing and some components are not marked in detail.

CUT OUT DIMENSION(239\*170mm)