

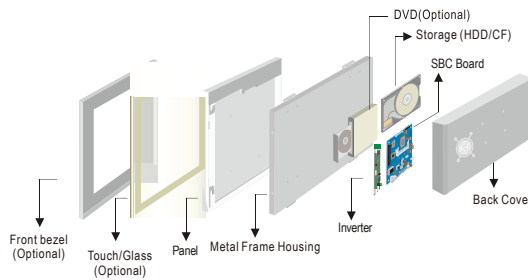
W15ID7T-IPA2

15.6" Panel PC (Intel® Atom Dual Core D2550 + NM10 Platform)

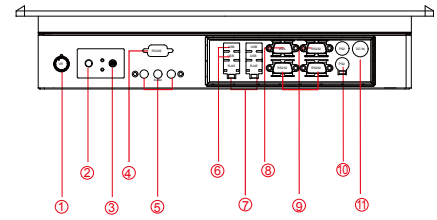
Mechanical Design



IP65 (8mm front bezel)

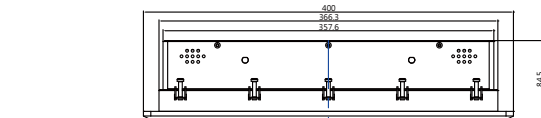


Modularized Construction



- 1. Brightness Adjustment Knobs
- 2. Power On Button
- 3. Power Reset Button
- 4. RS-232 Conn.(Optional)
- 5. Audio Jack
- 6. USB
- 7. RJ-45
- 8. VGA Out
- 9. RS-232 Conn.
- 10. PS/2
- 11. DC-IN Power Jack

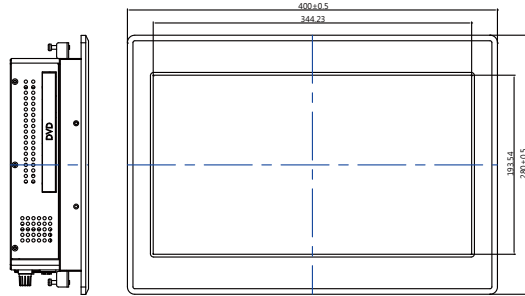
Dimensions



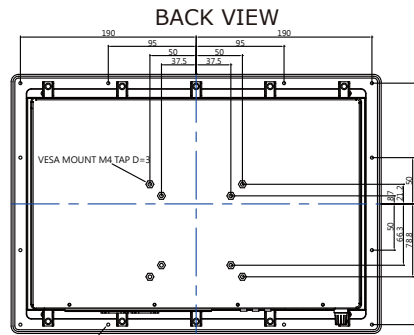
FRONT VIEW

SIDE VIEW

SIDE VIEW

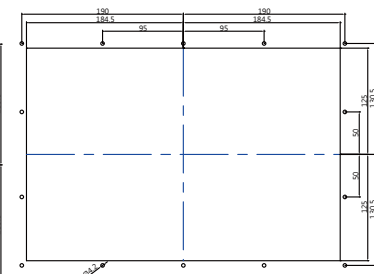


BOTTOM VIEW



BACK VIEW

IP65 CUT OUT



1:2

- * Measurements shown in mm
- * Tolerance of all dimensions is shown as follow 0~30 mm ± 0.1 mm, 30~50 mm ± 0.15 mm, 50~120 mm ± 0.2 mm, above 120 mm ± 0.25 mm
- * Note: this is a simplified drawing and some components are not marked in detail. Please contact our sales representative if you need further product information.

Specifications

System

- CPU : Intel® Atom Dual Core D2550 1.86GHz Processor
- Memory Slot : DDR3 1066 MHZ SO-DIMM Slot, Max, 4GB
- System Chipset : NM10
- IDE/SATA : 2XSATA
- LAN : Dual Broadcom BCM57780 BbE controller
- Audio Codec : Realtek ALC886 HD Audio Codec

Input / Output

- Serial Ports : 2 x RS232, 1 x RS232/422/485
- USB Ports : 4 x USB
- Keyboard / Mouse : 2 x PS/2
- Ethernet : 2 x RJ45-10/100/1000Mbps
- VGA : 1 x VGA (female)

• Default setting:RS232

Power Specifications

- Power Input : 12V DC IN (Lockable Power Jack)
- Power Consumption : 58W (typ.)(Max.backlight & high CPU load)

Accessories

- External Adapter : 110~230V Ac-in Power Adapter

Panel Spec

- Size/Type : 15.6" TFT LCD
- Resolutions : 1366 x 768
- Brightness : 300 cd/m² (typ.)
- Contrast Ratio : 500 : 1(typ.)
- Viewing Angles : -85~85(H);-80~80(V)
- Max Colors : 16.7M

Environment Considerations

- Operating Temperature : 0 deg.C to 45 deg.C
- Operating Humidity : 30% to 90% (non condensing)

OS BSP / Driver Support

- Support Windows 7 embedded / Windows XP embedded

Order Options

- | | |
|-------------------------------------|--|
| Mechanical : Open Frame | Storage: 2.5" HDD/2.5" SSD |
| Panel Mount(5mm bezel) | RAM : DDR3 1066 Max 4GB |
| IP65 (8mm bezel) | OS : Windows 7 embedded / Windows XP embedded (Optional) |
| Chassis | |
| Touch : 5 Wires Resistive(Optional) | |

(A customized housing is needed if you have demands of SAW/IR/IT/SC touch)



SCIGATE AUTOMATION (S) PTE LTD

No.1 Bukit Batok Street 22 #01-01 Singapore 659592
 Tel: (65) 6561 0488 Fax: (65) 6562 0588
 Email: sales@scigate.com.sg Web: www.scigate.com.sg

Business Hours: Monday - Friday 8.30am - 6.15pm



Note: All Specifications are subject to change without prior notice!

date: 08-Aug-2016 V1.2