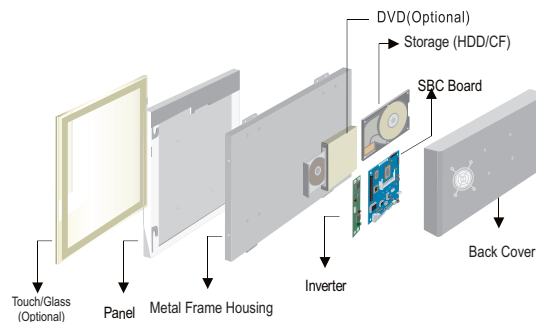


W15ID7T-OFA2 15.6" Panel PC (Intel Atom® Dual Core D2550+NM10 Platform)

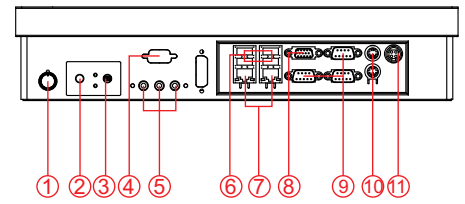
Mechanical Design



Open Frame

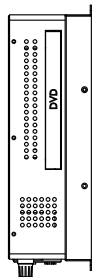


Modularized Construction

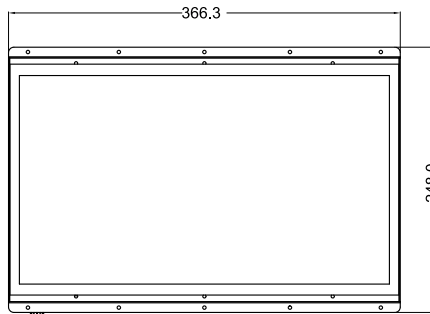


1. Brightness Adjustment Knob
2. Power On Button
3. Power Reset Button
4. RS-232 Conn. (Optional)
5. Audio Jack
6. USB
7. RJ-45
8. VGA Out
9. RS-232 Conn.
10. PS/2
11. 12V DC-IN

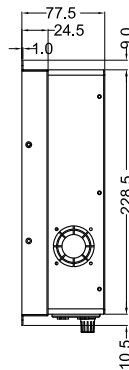
SIDE VIEW



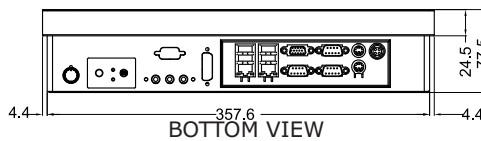
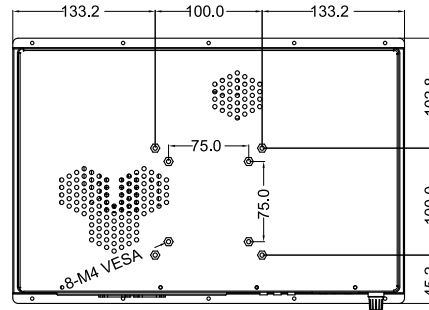
FRONT VIEW



SIDE VIEW



BACK VIEW



BOTTOM VIEW

- * Measurements shown in mm
- * Tolerance of all dimensions is shown as follow 0~30 mm ± 0.1 mm, 30~50 mm ± 0.15 mm, 50~120 mm ± 0.2 mm, above 120 mm ± 0.25 mm
- * Note: this is a simplified drawing and some components are not marked in detail. Please contact our sales representative if you need further product information.

Specifications

System :

- CPU : Intel® Atom Dual Core D2550 1.86GHz Processor
- Memory Slot : DDR3 1600 MHz SO-DIMM Slot, Max. 4GB
- System Chipset : NM10
- IDE/SATA : 2 x SATA
- LAN : Dual Broadcom BCM57780 GbE controller
- Audio Codec : Realtek ALC886 HD Audio Codec

Input / Output :

- Serial Ports : 2 x RS232, 1 x RS232/422/485
 - USB Ports : 4 x USB Type-A Receptacle
 - Keyboard / Mouse : 2 x PS/2
 - Ethernet : 2 x RJ45-10/100/1000 Mbps
 - VGA : 1 x VGA (female)
 - Audio : Line-out, Line-in, Mic in
- Default setting:RS232

Expansion Slot :

- 2 x Mini PCIe (1 for WiFi, 1 for 3G Module), 1 x PCI
- * A customized housing is needed if you would like to have the PCI expansion.

Power Specifications :

- Power Input : 12V DC IN
- Power Consumption : 58W (typ.)(Max.backlight & high CPU load)

Accessories :

- External Adapter : 110~240V Ac-in Power Adapter

Panel Spec :

- Size/Type : 15.6" TFT LCD
- Resolutions : 1366 x 768
- Brightness : 300 cd/m²(typ.)
- Contrast Ratio : 500 : 1 (typ.)
- Viewing Angle s : -85~85(H);-80~80(V)
- Max Colors : 16.7M

Environment Considerations :

- Operating Temperature : 0 deg.C to 50deg.C
- Operating Humidity : 30% to 90% (non condensing)

OS BSP / Driver Support :

- Support Windows 7 embedded / Windows XP embedded

Order Options :

Mechanical : Open Frame	Storage : 2.5" HDD / 2.5" SSD
Panel Mount(10 mm bezel)	RAM : DDR3 1600 Max 4GB
IP65(10 mm bezel)	OS : Windows 7 embedded /
Touch : 5-Wires Resistive(Optional)	Windows XP embedded
(A customized housing is needed if you have demands of SAW/IR/IT/SC touch)	(Optional)



SCIGATE AUTOMATION (S) PTE LTD

No.1 Bukit Batok Street 22 #01-01 Singapore 659592
 Tel: (65) 6561 0488 Fax: (65) 6562 0588
 Email: sales@scigate.com.sg Web: www.scigate.com.sg
 Business Hours: Monday - Friday 8.30am - 6.15pm



Note: All Specifications are subject to change without prior notice!

03-Jun-2016 V1.1