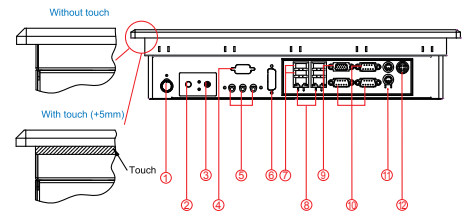
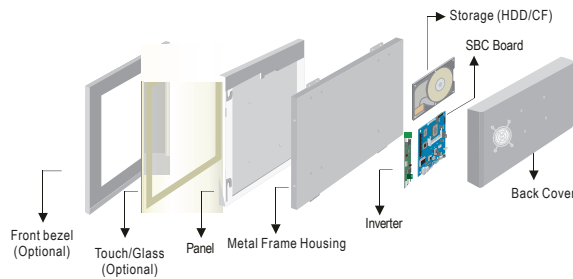


# W15IH7T-PMA2 15.6" Panel PC (Intel® 4th Generation Core™ i5 Platform)

Mechanical Design



1. Brightness Adjustment Knob
2. Power On Button
3. Power Reset Button
4. RS-232 Conn. (Optional)
5. Audio Jack
6. DVI (Optional)
7. USB
8. RJ-45
9. VGA Out
10. RS-232 Conn.
11. PS/2
12. 12V DC IN

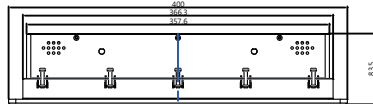
## Panel Mount (6mm front bezel)

## Mechanical design

## Dimensions

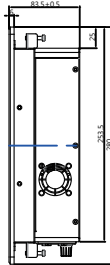
## Fully Integrated I/O

SIDE VIEW

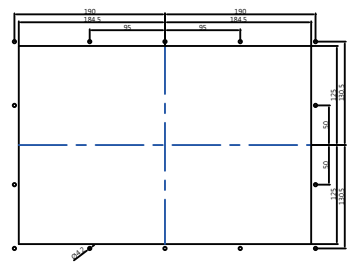
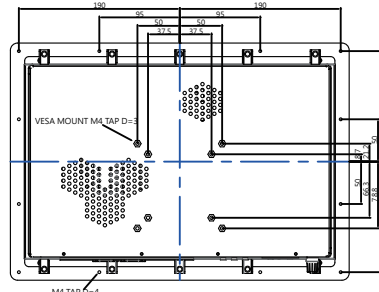


FRONT VIEW

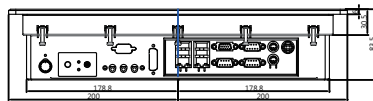
SIDE VIEW



BACK VIEW



1:2



BOTTOM VIEW

- \* Measurements shown in mm
- \* Tolerance of all dimensions is shown as follow 0~30 mm ± 0.1 mm, 30~50 mm ± 0.15 mm, 50~120 mm ± 0.2 mm, above 120 mm ± 0.25 mm
- \* Note: this is a simplified drawing and some components are not marked in detail. Please contact our sales representative if you need further product information.

## Specifications

### System

- CPU : Intel® 4th Generation Core™ i5-4200M 2.5GHz (Max. 3.1GHz) Processor
- Memory Slot : 2 x SO-DIMM, Max 16GB DDR3L 1333/1600
- System Chipset : Intel® QM87 Chipset
- IDE/SATA : 2XSATA III
- LAN : Intel® Ethernet Controller I211-AT + Intel® Gigabit Ethernet PHY I218-LM
- Audio Codec : Realtek ALC886 HD Audio Codec

### Input / Output

- Serial Ports : 2 x RS232, 1 x RS232/422/485
- USB Ports : 4 x USB 3.0
- Keyboard / Mouse : 2 x PS/2
- Ethernet : 2 x RJ45-10/100/1000 Mbps
- VGA : 1 x VGA (female)
- Audio : Line-out, Line-in, Mic in

• Default setting: RS232

### Expansion Slot

- 2 x Mini PCIe (1 for WiFi, 1 for 3G Module), 1 x PCI
- \* A customized housing is needed if you would like to have the PCI expansion.

### Power Specifications

- Power Input : 12V DC IN
- Power Consumption : 58W (typ.)(Max.backlight & high CPU load)

### Accessories

- External Adapter : 110~240V Ac-in Power Adapter

### Panel Spec

- Size/Type : 15.6" TFT LCD
- Resolutions : 1366 x 768
- Brightness : 300 cd/m<sup>2</sup> (typ.)
- Contrast Ratio : 500 : 1 (typ.)
- Viewing Angles : -85~85(H); -80~80(V)
- Max Colors : 16.7M

### Environment Considerations

- Operating Temperature : 0 deg.C to 50deg.C
- Operating Humidity : 30% to 90% (non condensing)

### OS BSP / Driver Support

- Support Windows 7 / Windows 8 embedded/ Windows 10 IoT Enterprise

### Order Options

- |                                      |   |
|--------------------------------------|---|
| Mechanical : Panel Mount (6mm bezel) | Storage : 2.5" HDD / 2.5" SSD                                   |
| Touch : 5-Wires Resistive(Optional)  | RAM : DDR3L 1333/1600 Max. 16GB                                 |
|                                      | OS : Windows 7 / Windows 8 embedded / Windows 10 IoT Enterprise |
- (A customized housing is needed if you have demands of SAW/IR/IT/SC touch)



SCIGATE AUTOMATION (S) PTE LTD

No.1 Bukit Batok Street 22 #01-01 Singapore 659592

Tel: (65) 6561 0488

Fax: (65) 6562 0588

Email: sales@scigate.com.sg

Web: www.scigate.com.sg

Business Hours: Monday - Friday 8.30am - 6.15pm



Note: All Specifications are subject to change without prior notice!

05-Aug-2016 V1.5