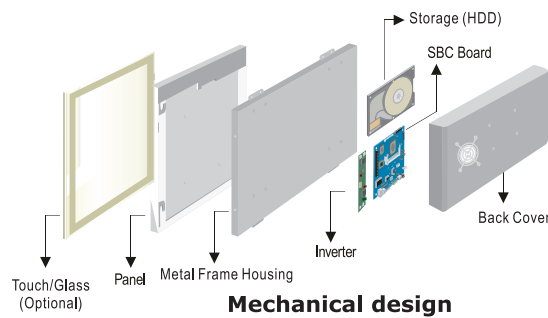


W19ID7T-PMM3 Wide 19" Panel PC (Intel® Atom Dual Core D2550+NM10 Platform)

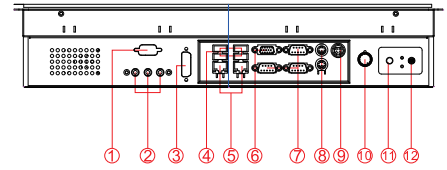
Mechanical Design



Panel Mount
(5mm front bezel)



Mechanical design



1. RS-232 Conn. (Optional)
2. Audio Jack
3. DVI (Optional)
4. USB (1 X 3.0 , 2 X 2.0)
5. LAN
6. VGA
7. RS-232 Conn.
8. PS/2
9. 12V DC-in
10. Brightness Adjustment Knob
11. Power On Button
12. Power Reset Button

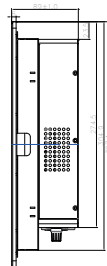
Dimensions

Fully Integrated I/O

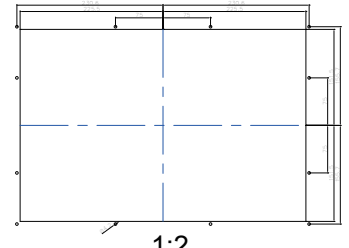
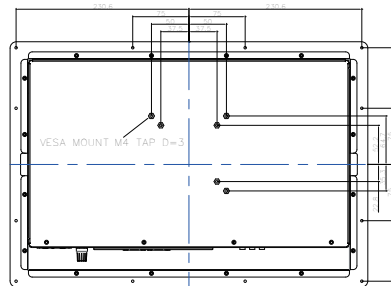
FRONT VIEW



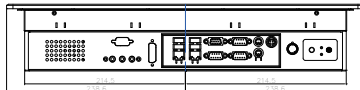
SIDE VIEW



BACK VIEW



BOTTOM VIEW



- * Measurements shown in mm
- * Tolerance of all dimensions is shown as follow 0~30 mm ± 0.1 mm,
- * 30~50 mm ± 0.15 mm, 50~120 mm ± 0.2 mm, above 120 mm ± 0.25 mm
- * Note: this is a simplified drawing and some components are not marked in detail. Please contact our sales representative if you need further product information.

Specifications

System

- CPU : Intel® Atom Dual Core D2550 1.86GHz Processor
- Memory Slot : DDR3 1600 MHz SO-DIMM Slot, Max. 4GB
- System Chipset : NM10
- IDE/SATA : 2 x SATA
- LAN : Dual Broadcom BCM57780 GbE controller
- Audio Codec : Realtek ALC886 HD Audio Codec

Panel Spec :

- Size/Type : 19" Wide (16:10)
- Resolutions : 1440 x 900
- Brightness : 250 cd/m² (typ.)
- Contrast Ratio : 1000 : 1 (typ.)
- Viewing Angle : -85~85(H); -80~80(V)
- Max. Colors : 16.7M (8 bits/colors)

Input / Output

- Serial Ports : 2 x RS232, 1 x RS232/422/485
- USB Ports : 4 x USB Type-A Receptacle
- Keyboard / Mouse : 2 x PS/2
- Ethernet : 2 x RJ45-10/100/1000 Mbps
- VGA : 1 x VGA (female)
- Audio : Line-out, Line-in, Mic in

• Default setting: RS232

Environment Considerations :

- Operating Temperature : 0 deg.C to 50 deg.C
- Operating Humidity : 30% to 90% (non condensing)

OS BSP / Driver Support :

- Support Windows 7 embedded / Windows XP embedded

Expansion Slot

- 2 x Mini PCIe (1 for WiFi, 1 for 3G Module), 1 x PCI
- * A customized housing is needed if you would like to have the PCI expansion.

Power Specifications :

- Power Input : 12V DC IN
- Power Consumption : 32W (typ.) (Max. backlight & high CPU load)

Accessories :

- External Adapter : 110~240V Ac-in Power Adapter

Order Options :

- | | |
|-------------------------------------|--|
| Mechanical : Open Frame Chassis | Storage : 2.5"SSD/HDD |
| IP65(8 mm bezel) | RAM : DDR3 1600 Max.4GB |
| Touch : 5 Wires Resistive(Optional) | OS : Windows 7 embedded / Windows XP embedded (Optional) |
- (A customized housing is needed if you have demands of SAW/IR/SC touch)



SCIGATE AUTOMATION (S) PTE LTD

No.1 Bukit Batok Street 22 #01-01 Singapore 659592
 Tel: (65) 6561 0488 Fax: (65) 6562 0588
 Email: sales@scigate.com.sg Web: www.scigate.com.sg

Business Hours: Monday - Friday 8.30am - 6.15pm



08-Aug-2016 V1.2

Note: All Specifications are subject to change without prior notice!