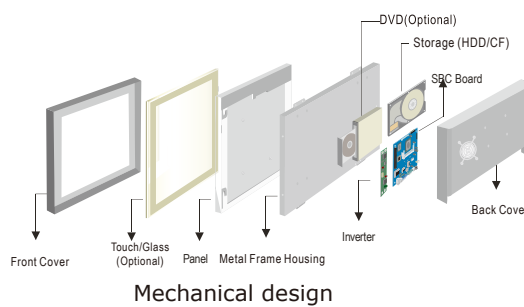


# W22IC7T-IPA3 21.5" Panel PC (Intel® Core™ i7-620M/i5-520M)

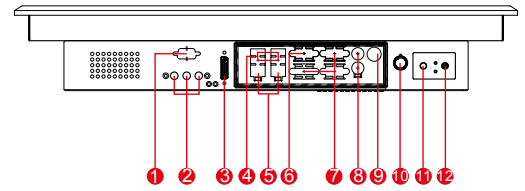
Mechanical Design



IP65 (8 mm front bezel)



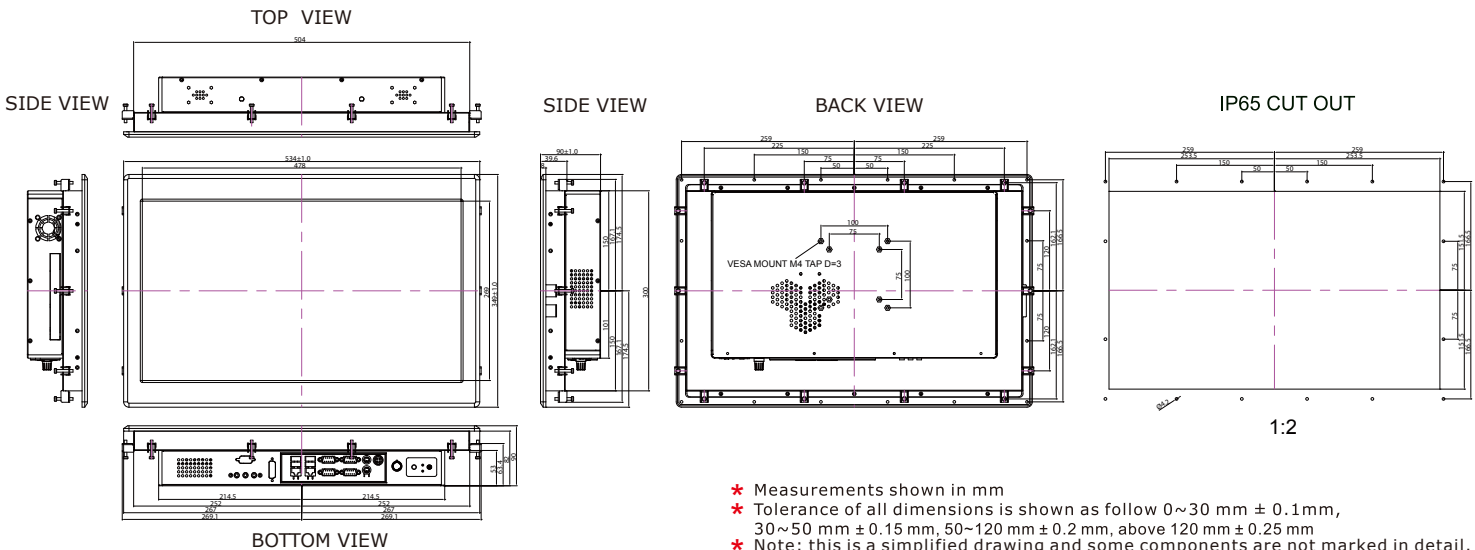
Mechanical design



- |                      |                                |
|----------------------|--------------------------------|
| 1. RS-232 (Optional) | 7. RS-232 Conn.                |
| 2. Audio Jack        | 8. PS/2                        |
| 3. DVI (Optional)    | 9. 12V DC IN                   |
| 4. USB               | 10. Brightness Adjustment Knob |
| 5. LAN               | 11. Power On Button            |
| 6. VGA               | 12. Power Reset Button         |

## Fully Integrated I/O

## Dimensions



- \* Measurements shown in mm
- \* Tolerance of all dimensions is shown as follow 0~30 mm ± 0.1mm, 30~50 mm ± 0.15 mm, 50~120 mm ± 0.2 mm, above 120 mm ± 0.25 mm
- \* Note: this is a simplified drawing and some components are not marked in detail. Please contact our sales representative if you need further product information.

## Specifications

### System :

- CPU : Intel® Core™ i7-620M/i5-520M Processor (2.66GHz / 2.4GHz)
- Memory : 2 x SO-DIMM, Max 8GB DDR3 1600/1333
- System Chipset : Intel® HM55 Chipset
- Storage : 2 x SATA II
- LAN : Dual Broadcom BCM57780 GbE
- Audio Codec : Realtek ALC888 HD Audio Codec

### Panel Spec :

- Size/Type : 21.5" TFT
- Resolutions : 1920 x 1080
- Brightness : 250 cd/m<sup>2</sup> (typ.)
- Contrast Ratio : 1000 : 1 (typ.)
- Viewing Angles : -89~89 (H) ; -89~89 (V)
- Max Colors : 16.7M(8bits/colors)

### Input / Output :

- Serial Ports : 2 x RS232, 1 x RS232 (Default) / 422 / 485
- USB Ports : 4 x USB
- Keyboard / Mouse : 2 x PS/2
- Ethernet : 2 x RJ 45 Gbit
- VGA : 1 x VGA (female)
- Audio : Line-Out, Line-In, Mic in
- DVI : 1 x DVI (optional)

### Environment Considerations :

- Operating Temperature : 0°C to 50°C
- Operating Relative Humidity : 30% to 90% (non condensing)

### OS BSP / Driver Support :

- Support Windows 7 / Windows XP Embedded / Windows XP Pro Embedded / Linux

### Expansion Slot :

- 1 x PCI-E(x16), 2 x Mini PCI-E

### Power Specifications :

- Power Input : 12V DC IN
- Power Consumption : 139W (typ.)(Max.backlight & high CPU load)

### Accessories :

- External Adapter : 110~240V Ac-in power adapter

### Order Options :

- |                                     |                              |
|-------------------------------------|------------------------------|
| Mechanical : Open Frame             | CPU : Check with Sales       |
| IP65 (8 mm bezel)                   | RAM : SO-DIMM DDR3 1600/1333 |
| Panel Mount(5 mm bezel)             | Storage : 3.5" HDD/SSD/CF    |
| Touch : 5 Wires Resistive(Optional) | DVD : Optional               |

(A customized housing is needed if you have demands of SAW/IR/IT/SC touch)



**SCIGATE AUTOMATION (S) PTE LTD**  
 No.1 Bukit Batok Street 22 #01-01 Singapore 659592  
 Tel: (65) 6561 0488 Fax: (65) 6562 0588  
 Email: sales@scigate.com.sg Web: www.scigate.com.sg  
 Business Hours: Monday - Friday 8.30am - 6.15pm



date: 11-May-2017 V1.8

Note: All Specifications are subject to change without prior notice!