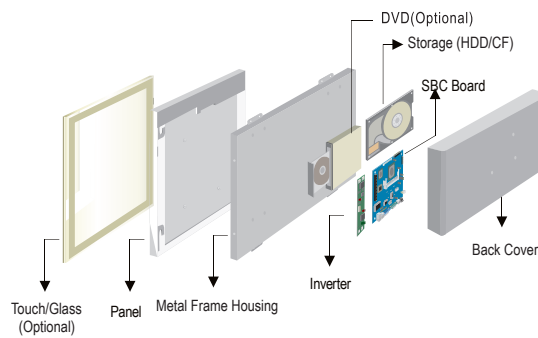


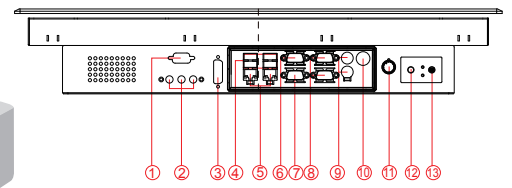
W22ID7T-IPA3 21.5" Panel PC (Intel® Atom Dual Core D2550+NM10 Platform)



IP65 (8 mm front bezel)



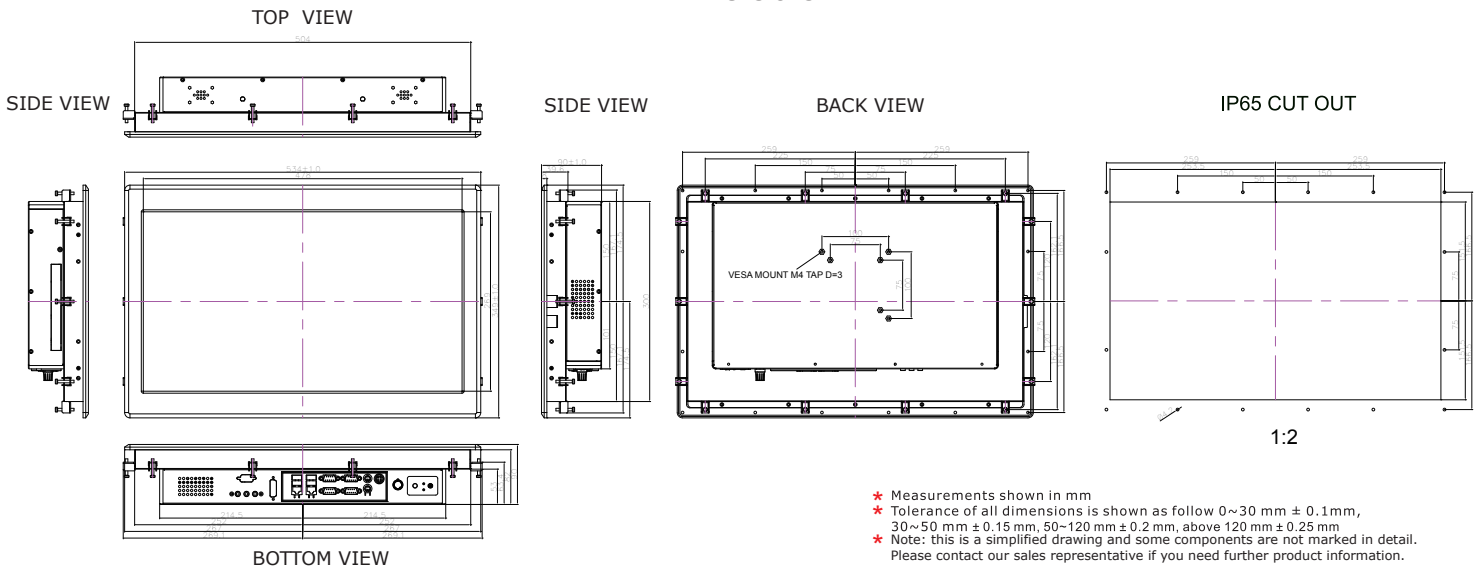
Mechanical design



1. RS-232 (Optional)
2. Audio Jack
3. DVI (Optional)
4. USB
5. LAN
6. VGA
7. RS-232/422/485
8. RS-232
9. PS/2
10. 12V DC-in
11. Brightness Adjustment Knob
12. Power On Button
13. Power Reset Button

Fully Integrated I/O

Dimensions



- * Measurements shown in mm
- * Tolerance of all dimensions is shown as follow 0~30 mm ± 0.1mm, 30~50 mm ± 0.15 mm, 50~120 mm ± 0.2 mm, above 120 mm ± 0.25 mm
- * Note: this is a simplified drawing and some components are not marked in detail. Please contact our sales representative if you need further product information.

Specifications

System :

- CPU : Intel® Atom Dual Core D2550 1.86GHz Processor
- Memory Slot : DDR3L 1600 MHz SO-DIMM Slot, Max. 4GB
- System Chipset : NM10
- IDE/SATA : 2 x SATA
- LAN : Dual Broadcom BCM57780 GbE controller
- Audio Codec : RealtekALC888HDAudioCodec

Panel Spec :

- Size/Type : 21.5" TFT
- Resolutions : 1920 x 1080
- Brightness(cd/m²) : 250 (typ.)
- Contrast Ratio : 1000 : 1 (typ.)
- Viewing Angle : -89~89 (H); -89~89 (V)
- Max. Colors : 16.7M

Input / Output :

- Serial Ports : 2 x RS232, 1 x RS232/422/485
 - USB Ports : 4 x USB Type-A Receptacle
 - Keyboard / Mouse : 2 x PS/2
 - Ethernet : 2 x RJ 45-10/100/1000 Mbps
 - VGA : 1 x VGA (female)
 - Audio : Line-Out, Line-In, Mic in
- Default setting:RS232

Environment Considerations :

- Operating Temperature : 0°C to 50°C
- Operating Humidity : 30% to 90% (non condensing)

OS BSP / Driver Support :

- Support Windows 7 Embedded / Windows XP Embedded

Expansion Slot :

- 2 x Mini PCIe (1 for WiFi, 1 for 3G Module), 1 x PCI
- * A customized housing is needed if you would like to have the PCI expansion.

Power Specifications :

- Power Input : 12V DC IN
- Power Consumption : 60W (typ.)(Max.backlight & high CPU load)

Accessories :

- External Adapter : 110~240V Ac-in Power Adapter

Order Options :

- | | |
|---|---|
| Mechanical : Open Frame
Panel Mount(5 mm bezel)
IP65(8 mm bezel) | Storage : 3.5" HDD/ 2.5"SSD
RAM : DDR3L 1600 Max 4GB |
| Touch : 5 Wires Resistive(Optional) | |
| (A customized housing is needed if you have demands of SAW/IR/SC touch) | |



SCIGATE AUTOMATION (S) PTE LTD

No.1 Bukit Batok Street 22 #01-01 Singapore 659592
Tel: (65) 6561 0488 Fax: (65) 6562 0588
Email: sales@scigate.com.sg Web: www.scigate.com.sg

Business Hours: Monday - Friday 8.30am - 6.15pm



Note: All Specifications are subject to change without prior notice!

05-Aug-2016 V2.1