

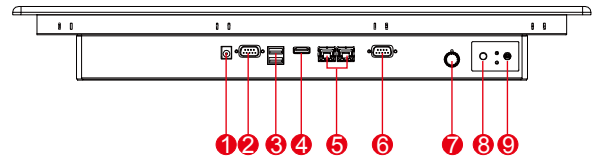
# W22IH3S-PPA3 21.5" P-CAP Panel PC (Intel® 5<sup>th</sup> Generation Core™ i5 Platform)

Mechanical Design

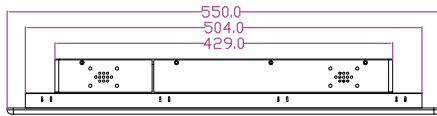


**Real Flat Panel Mount  
(IP65 front side)**

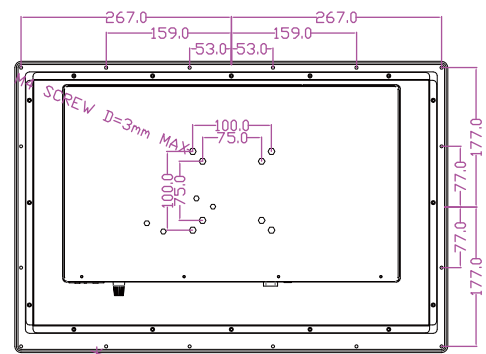
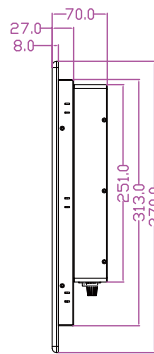
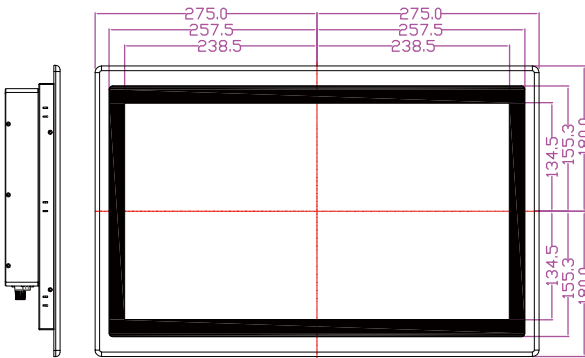
## Fully Integrated I/O



- |                            |                               |
|----------------------------|-------------------------------|
| 1. 12V DC IN               | 6. RS232                      |
| 2. RS232(Optional 422/485) | 7. Brightness Adjustment Knob |
| 3. USB3.0 x 2              | 8. Power On Button            |
| 4. HDMI                    | 9. Power Reset Button         |
| 5. LAN x 2                 |                               |



CUT OUT: 507\*312 mm



\* Measurements shown in mm  
 \* All Dimensions are ±  
 \* Note: this is a simplified drawing and some components are not marked in detail.  
 Please contact our sales representative if you need further product information.

## Specifications

### System :

- Processor : Intel Core i5-5200U Broadwell 2.2GHz (turbo to 2.7GHz)
- System Chipset : Intel® QM87 Chipset
- System Memory : 1 x DDR3L 1333/1600 SO-DIMM (Default 4GB Max 16GB)
- Storage : 64GB mSATA SSD
- LAN : Intel® Ethernet Controller I211-AT + Intel® Gigabit Ethernet PHY I218-LM
- Audio : Realtek ALC886 HD Audio Codec

### Input / Output :

- Serial Ports : 1 x RS232(Optional 422/485)  
1 x RS232
- USB Ports : 2 x USB 3.0
- Ethernet : 2 x RJ 45-10/100/1000 Mbps
- HDMI : 1 X HDMI

### Power Specifications :

- Power Input : 12V DC IN
- Power Consumption : 80W (Max backlight & High CPU load)

### Accessories

- External Adapter : 110~230V Ac-in Power Adapter

### Panel Spec :

- Size/Type : 21.5" TFT
- Resolutions : 1920x1080
- Brightness : 250 (typ.)
- Contrast Ratio : 1000:1 (typ.)
- Viewing Angle : 170 (H); 160 (V)
- Max. Colors : 16.7M (8bits/color)
- Touch Screen : Projective Capacitive multi-touch

### Mechanical Specification :

- Cooling System : Fanless Design
- Mounting : VESA Mount (75x75mm,100x100mm)
- Dimension (W x H x D) : 550 x 360 x 70 (mm)
- Cut out Dimension : 507 x 312 (mm)

### Environment Considerations :

- Operating Temperature : 0 deg.C to 50deg.C
- Operating Humidity : 30% to 90% (non condensing)

### OS Support

- Window Embedded Std. 7
- Window 7 PRO for Embedded System
- Window Embedded 8.1 Industry Pro
- Windows 10 IoT Enterprise



**SCIGATE AUTOMATION (S) PTE LTD**  
 No.1 Bukit Batok Street 22 #01-01 Singapore 659592  
 Tel: (65) 6561 0488 Fax: (65) 6562 0588  
 Email: sales@scigate.com.sg Web: www.scigate.com.sg  
 Business Hours: Monday - Friday 8.30am - 6.15pm



Date: 16-Mar-2017 V1.4

Note: All Specifications are subject to change without prior notice!