

Chassis Monitor

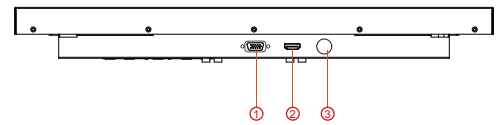


22" (16:10)

Specifications



Model Name	W22L100-CHM1
Panel Size	22"
Active Display Area(mm)	473.76 (H) x 296.1 (V)
Resolution	1680 x 1050
Brightness(cd/m2)	250 (Typical)
Contrast Ratio	1000:1 (Typical)
Viewing Angles(CR>=10 L/R/U/D)	-85~85(H) ; -80~80(V)
Display Colors	16.7M (8 bits/color)
Standard Input Signal	1 x VGA (D-sub 15) 1 x HDMI (Type-A)
Touch Screen(Optional-1)	Resistive Touch Protective Glass
Touch Screen(Optional-2)*	SAW Touch (Surface Acoustic Wave)
Touch Interface	USB / RS232
Audio / Speakers (Optional)*	Audio line in (3.5mm) + Speaker x2
OSD	5 Keys: -, +, Power, Esc, Enter
Power Input	12V DC input (2.5ψ) with external AC-DC Adapter (100V~240V)
Power Consumption	25W typical, Normal operation
Operating temperature	0~50°C
Storage Temperature	-10~60°C
Accessories	Power AC-DC Adapter(100V~240V) VGA cable (1.8m) HDMI cable (2m)

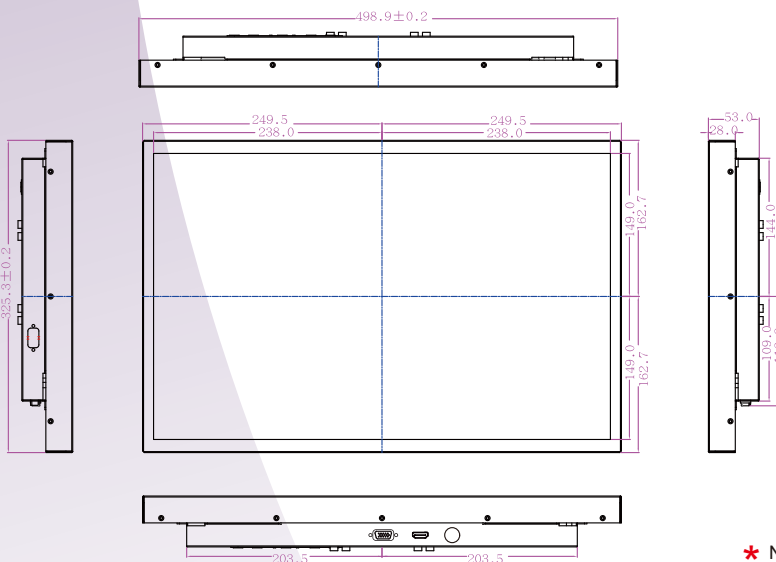


1. VGA
2. HDMI
3. DC input

I/O Optional	
Optional 1*	1 x VGA (D-sub 15) 1 x HDMI (Type-A) 1 x DVI-D
Optional 2*	1 x VGA (D-sub 15) 1 x DVI-D 1 x S-Video 1 x Composite

*Outside dimension and I/O will be different from standard

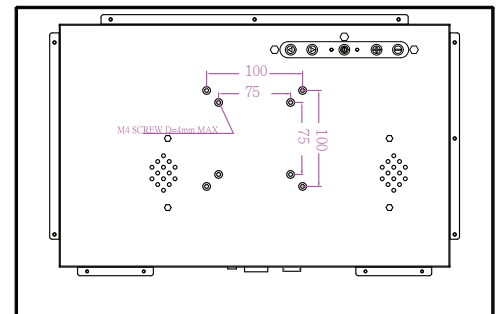
Mechanical Drawing (without touch)



SCIGATE AUTOMATION (S) PTE LTD

No.1 Bukit Batok Street 22 #01-01 Singapore 659592
 Tel: (65) 6561 0488 Fax: (65) 6562 0588
 Email: sales@scigate.com.sg Web: www.scigate.com.sg

Business Hours: Monday - Friday 8.30am - 6.15pm



UNIT:mm

* Note: The mechanical drawing may change when adding touch screen. Please contact our sales representative if you need further product information.