

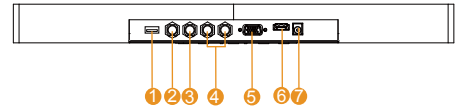
Chassis Monitor

32"

Specifications

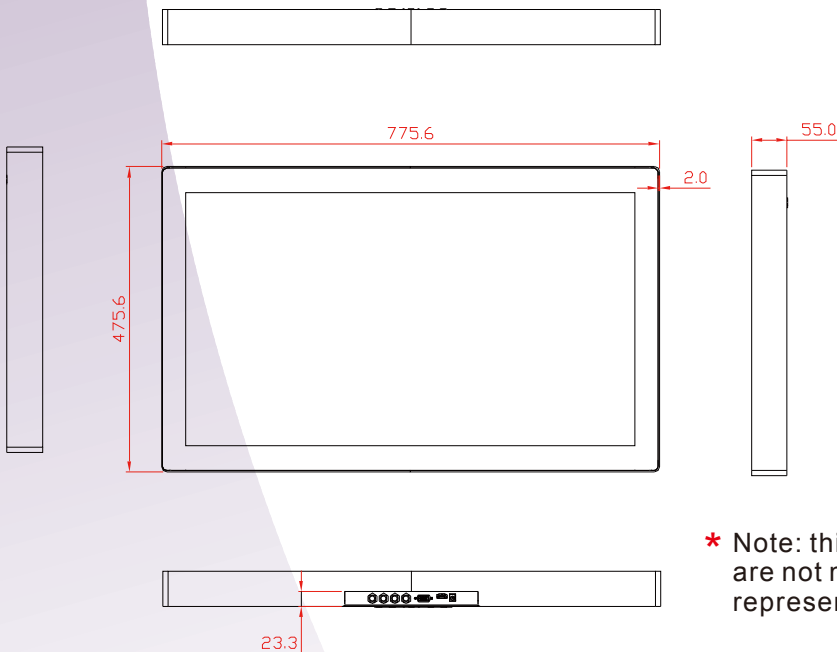


Model Name	W32L100-SDA3
Viewable Size Image	32"
Active Display Area(mm)	698.4(H) x 392.85(V)
Pixel Pitch(mm)	0.3637(H) x 0.3637(V)
Number of Pixels	1920 x 1080
Contrast Ratio	3000:1 (typ.)
Display Color	16.7M (8bits/color)
Brightness(cd/m ²)	250
Viewing Angle(CR>=10)	-89~89(H); -89~89(V)
Synchronization Range	
Horizontal/Vertical	31.5~80.0KHz/60~75Hz
Recommended Resolution	1920 x 1080 @60Hz
Signal Connector	1 x HDMI 1.3 1 x VGA 2 x CVBS (BNC) 1 x 3G-SDI in 1 x 3G-SDI out (loop out)
Power Source	24V DC in, with External AC to DC Adapter (100~240V AC)
Power Consumption	45W typical, normal operation
Touch Screen	Multi-touch Projected Capacitive

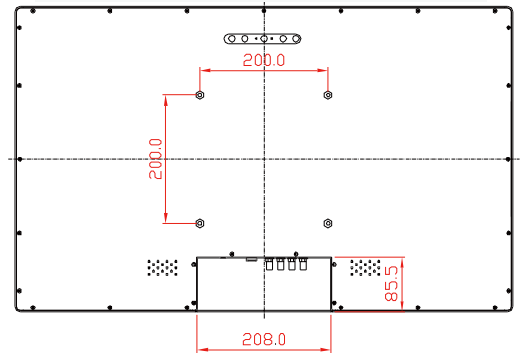


1. USB for Touch
2. 3G-SDI output
3. 3G-SDI input
4. 2 x CVBS
5. VGA
6. HDMI 1.3
7. Power input

Mechanical Drawing



SCIGATE AUTOMATION (S) PTE LTD
 No.1 Bukit Batok Street 22 #01-01 Singapore 659592
 Tel: (65) 6561 0488 Fax: (65) 6562 0588
 Email: sales@scigate.com.sg Web: www.scigate.com.sg
 Business Hours: Monday - Friday 8.30am - 6.15pm



UNIT:mm

* Note: this is a simplified drawing and some components are not marked in detail. Please contact our sales representative if you need further product information.