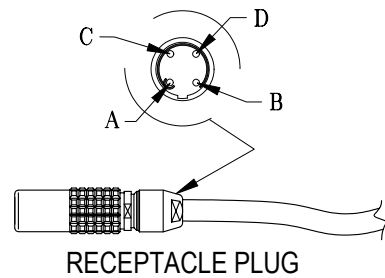
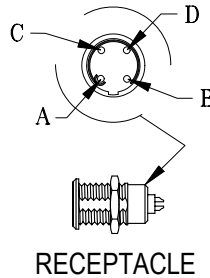
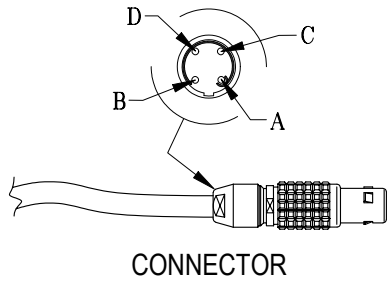
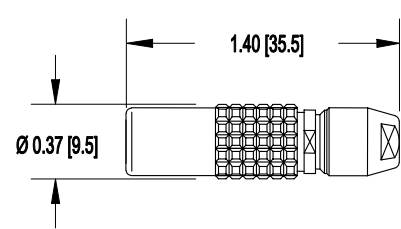
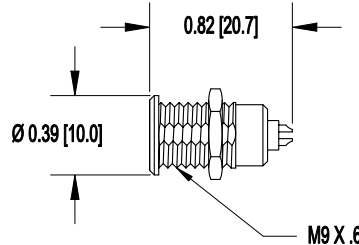
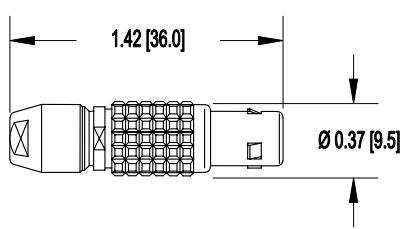


STANDARD WIRING CODE (CC 4)

+Excitation	-Excitation	+Signal	-Signal
RED PIN 'A'	BLACK PIN 'B'	GREEN PIN 'C'	WHITE PIN 'D'



MATERIAL SPECIFICATIONS	
OUTER SHELL	BRASS WITH CHROME FINISH
FEMALE CONTACT	BRONZE
MALE CONTACT	BRASS
INSULATOR	POLYETHER ETHERKETONE (PEEK)



4 PIN LEMO MATING CONNECTOR  
#FGG.OB.304.CLAD35

PANEL MOUNT 4 PIN LEMO RECEPTACLE  
#EGG.OB.304.CLL

4 PIN LEMO RECEPTACLE PLUG  
#PHG.OB.304.CLLD35

APPLICABLE STANDARD		
RATING	OPERATING VOLTAGE	AC 350 V, DC 500 V
	TEST VOLTAGE	AC 1000 V, DC 1500 V
	CURRENT	2 A
	MAX. WORKING TEMPERATURE	482 ° F, 250 ° C
	DIELECTRIC CONSTANT	3.2 - 3.3 E



**SCIGATE AUTOMATION (S) PTE LTD**  
 No.1 Bukit Batok Street 22 #01-01 Singapore 659592  
 Tel: (65) 6561 0488 Fax: (65) 6562 0588  
 Email: sales@scigate.com.sg Web: www.scigate.com.sg  
 Business Hours: Monday - Friday 8.30am - 6.15pm

MATERIAL:  
—

HEAT TREATMENT - FINISH:  
—

REVISIONS: (Refer to dwg # revision sheet)



### 4 PIN LEMO MATERIAL SPECIFICATIONS

STANDARD NOTES: (Unless Otherwise Specified)

- ALL DIMENSIONS ARE IN INCHES
- DRAWING INTERPRETATION DIMS. PER ASME-Y14.5M
- SURFACE FINISH  $\sqrt{32}$  OR BETTER
- REMOVE BURRS AND BREAK SHARP EDGES .005 - .015
- THREADS PER HANDBOOK H-28
- DIMENSIONS ARE SHOWN AFTER PLATING

ANGLE:  
±1/2°

CHAMFER:  
±5°

TOLERANCE:  
.XX ±.01  
.XXX ±.005



*This drawing is submitted solely for the information and exclusive use of the original addressee. It is not to be divulged in whole or in part, by any firm or individual without written permission from:*

**FUTEK**  
 ADVANCED SENSOR TECHNOLOGY, INC.  
 10 THOMAS  
 IRVINE, CA 92618 USA  
 Phone: (949) 465-0900  
 Fax: (949) 465-0905

MODEL: **CONNECTORS**

DWG No.: **F4017**

DRAWN BY: J. VARGAS

CHECKED BY: R. WALKER

APPROVED BY: R. WALKER

DATE: **July 26, 2001**