

FUTEK MODEL QIA117 IN-LINE AMPLIFIER WITH ALUMINUM ENCLOSURE

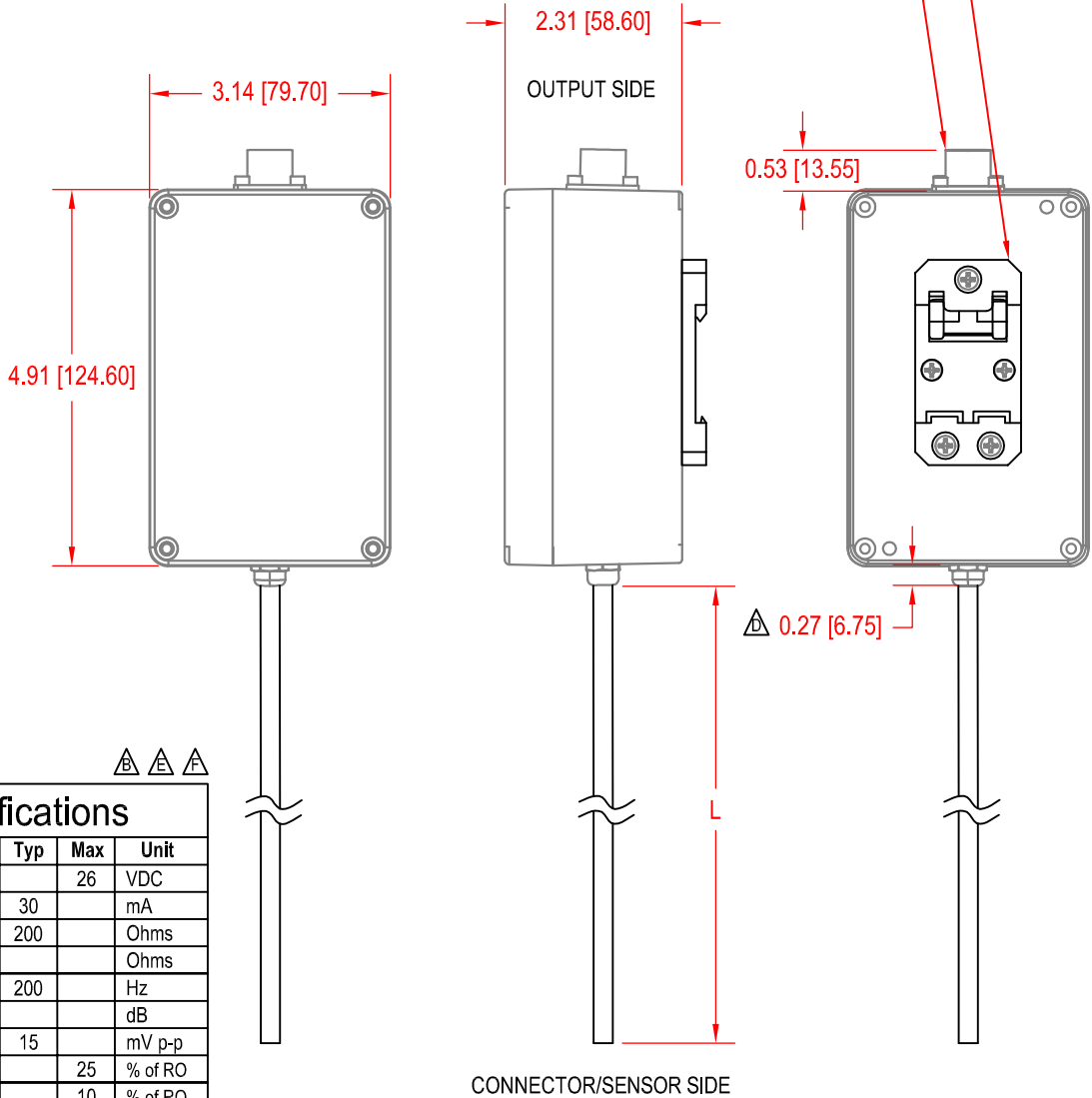
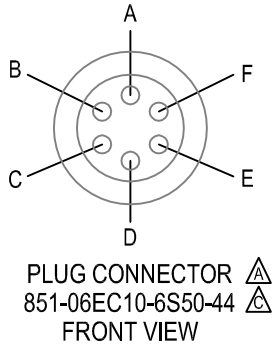
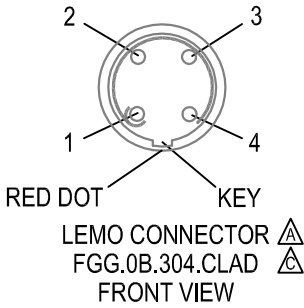
ITEM NUMBER: SEE CHART Δ



SCIGATE AUTOMATION (S) PTE LTD
 No.1 Bukit Batok Street 22 #01-01 Singapore 659592
 Tel: (65) 6561 0488 Fax: (65) 6562 0588
 Email: sales@scigate.com.sg Web: www.scigate.com.sg
 Business Hours: Monday - Friday 8.30am - 6.15pm

INCH [mm]		R.O.= Rated Output	
WIRING CODE (SENSOR)			
+ EXC	- EXC	+ SIG	- SIG
Pin 1 / A / Red	Pin 4 / B / Black	Pin 2 / C / Green	Pin 3 / D / White

WIRING CODE (OUTPUT)			
POWER	GND	VRET	VOUT
Pin A / Red	Pin B / Black	Pin C / White	Pin D / Green



Electrical Specifications				
Parameter	Min	Typ	Max	Unit
Power Supply	14		26	VDC
Current Dissipation*		30		mA
Output Impedance (voltage)		200		Ohms
Sensor Impedance	100			Ohms
Frequency Response -3dB BW		200		Hz
Common Mode Rejection Ratio	120			dB
Noise		15		mV p-p
Output Span Range	-25		25	% of RO
Output Zero Range	-10		10	% of RO
Gain	1	±0.0003	±0.0020	% of FSR
	10	±0.0005	±0.0040	% of FSR
	100	±0.0005	±0.0040	% of FSR
	500	±0.0044	±0.0088	% of FSR
Nonlinearity	100	±0.0020	±0.0200	% of FSR
	1000			

Item #	Sensor Side	L	Termination
QSH01356	6 Pin Bendix 851-06EC10-6S50-44	48" [1.2 m]	Connector
QSH01366	4 Pin Lemo FGG.0B.304.CLAD	48" [1.2 m]	Connector
QSH01367	LSB200	N/A	Strain Relief Δ

*No Load Applied (Input or Output)

CUSTOMER APPROVAL-COMPANY
CUSTOMER APPROVAL-NAME /DATE
REVISIONS: (Refer to dwg # revision sheet)
Δ 06-29-2010 Δ 09-13-2016
Δ 03-08-2011
Δ 10-03-2011
Δ 04-05-2013
Δ 05-08-2013

OUTLINE DRAWING

STANDARD NOTES: (Unless Otherwise Specified)

- ALL DIMENSIONS ARE IN INCHES
- DRAWING INTERPRETATION DIMS. PER ASME-Y14.5M
- REMOVE BURRS AND BREAK SHARP EDGES .005 - .015
- THREADS PER HANDBOOK H-28
- DIMENSIONS ARE SHOWN AFTER PLATING

3rd ANGLE PROJ.



ANGLE: ±1/2°

CHAMFER: ±5°

TOLERANCE:
 .X ±0.1
 .XX ±0.01
 .XXX ±0.005

This drawing is submitted solely for the information and exclusive use of the original addressee. It is not to be divulged in whole or in part, by any firm or individual without written permission from:



10 THOMAS
 IRVINE, CA 92618 USA
 Phone: (949) 465-0900
 Fax: (949) 465-0905

CAGE: 1X8M6

MODEL: **QIA117**

DWG No.: **FO1264-F**

DRAWN BY: *G. Sabet*

CHECKED BY: -

APPROVED BY: *B.F. MOGHADDAM*

DATE: **May. 08, 2013**