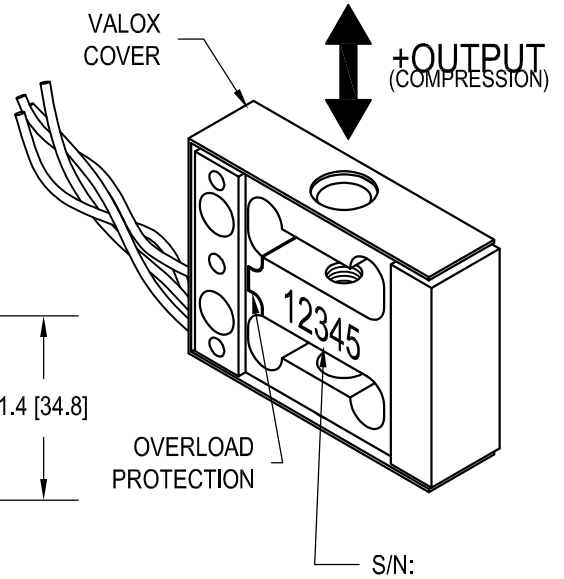
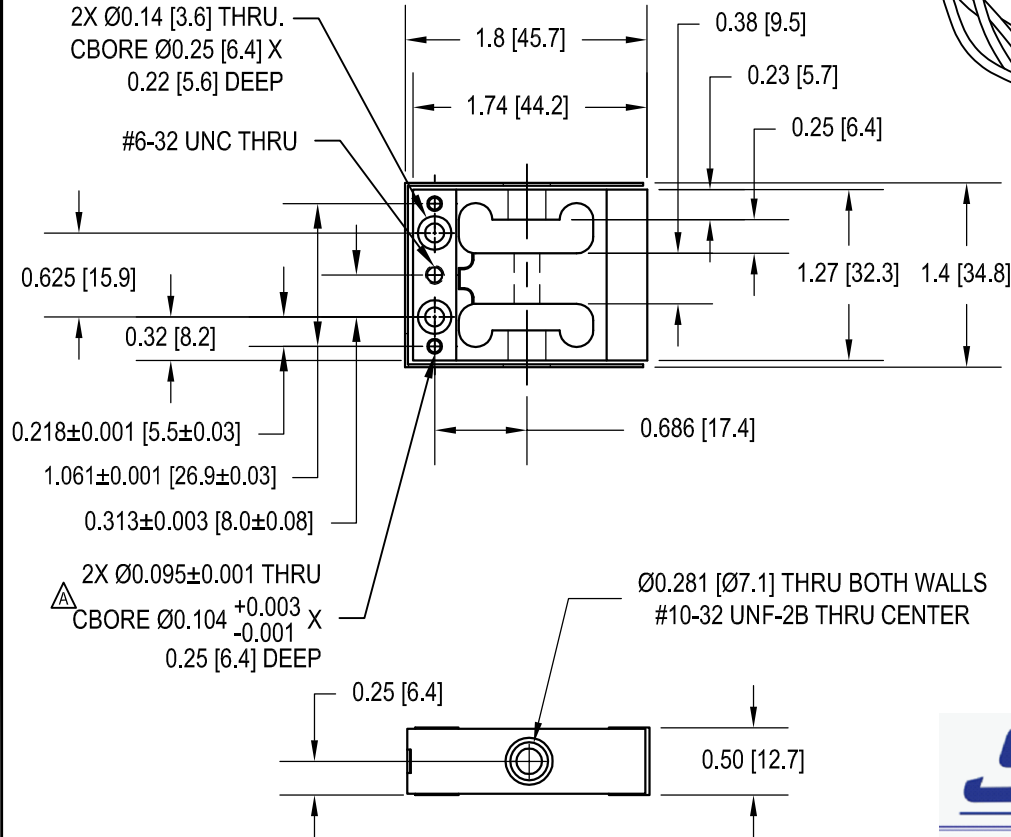


FUTEK MODEL LSM300 PARALLELOGRAM LOAD CELL W/ OVERLOAD PROTECTION AND SPECIAL MOUNTING PROVISIONS

ITEM #: SEE CHART



INCH [mm]		R.O.= Rated Output	
WIRING CODE (WC 2)			
+Excitation	-Excitation	+Signal	-Signal
GREEN	BLACK	WHITE	RED



SPECIFICATIONS:

RATED OUTPUT	2 mV/V nom.
CAPACITY	SEE CHART
SAFE OVERLOAD	250 lb
ZERO BALANCE	±3% of R.O.
EXCITATION (VDC OR VAC)	18 MAX
BRIDGE RESISTANCE	1000 Ω nom.
NONLINEARITY	±0.02% of R.O.
HYSTERESIS	±0.02% of R.O.
NONREPEATABILITY	±0.02% of R.O.
CREEP	±0.025% of LOAD.
TEMP. SHIFT ZERO	±0.005% of R.O./°F [0.01% of R.O./°C]
TEMP. SHIFT SPAN	±0.005% of LOAD/°F [0.01% of LOAD/°C]
COMPENSATED TEMP.	60 to 160°F [15 to 72°C]
OPERATING TEMP.	-60 to 200°F [-50 to 93°C]
WEIGHT	1 oz
MATERIAL	ALUMINUM
CABLE: #29 AWG, 4 Conductor, Spiral Teflon Cable 6 in. [152.4 mm] Long	
ROHS COMPLIANCE 2011/65/EU	



SCIGATE AUTOMATION (S) PTE LTD
 No.1 Bukit Batok Street 22 #01-01 Singapore 659592
 Tel: (65) 6561 0488 Fax: (65) 6562 0588
 Email: sales@scigate.com.sg Web: www.scigate.com.sg
 Business Hours: Monday - Friday 8.30am - 6.15pm

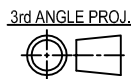
ITEM #	CAPACITY	
	lb	N
QSH01926	50	222
QSH01927	100	445

CUSTOMER APPROVAL-COMPANY
CUSTOMER APPROVAL-NAME /DATE
REVISIONS: (Refer to dwg # revision sheet)
11-24-08
02-10-10
07-21-17

OUTLINE DRAWING

STANDARD NOTES: (Unless Otherwise Specified)

- ALL DIMENSIONS ARE IN INCHES
- DRAWING INTERPRETATION DIMS. PER ASME-Y14.5M
- REMOVE BURRS AND BREAK SHARP EDGES .005 - .015
- THREADS PER HANDBOOK H-28
- DIMENSIONS ARE SHOWN AFTER PLATING



This drawing is submitted solely for the information and exclusive use of the original addressee. It is not to be divulged in whole or in part, by any firm or individual without written permission from:

FUTEK
 ADVANCED SENSOR TECHNOLOGY, INC.
 10 THOMAS
 IRVINE, CA 92618 USA
 Phone: (949) 465-0900
 Fax: (949) 465-0905

CAGE: 1X8M6

MODEL: **LSM300**

DRAWN BY: S. TRAN

APPROVED BY: R. WALKER

DWG No.: **F01231-C**

CHECKED BY: XXXXX

DATE: **Nov 19, 2008**