

FUTEK MODEL LSB206

ITEM NUMBER: SEE CHART

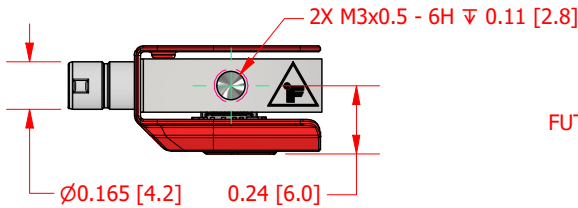
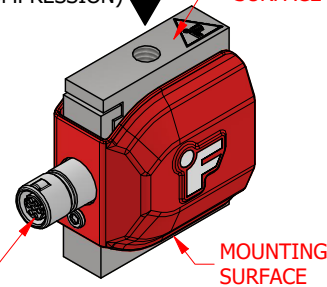
DIGITAL MINITURE JR. S-BEAM LOAD CELL WITH UART OUTPUT



INCH [mm] | R.O.= Rated Output

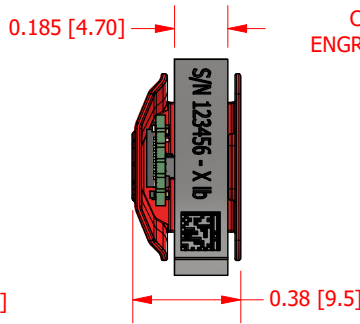
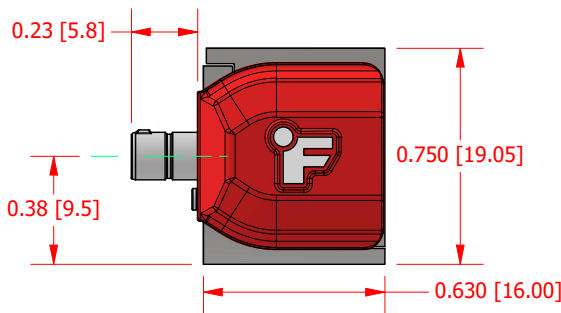
PIN	FUNCTION	⚠
1	GND	
3	VIN	
6	Rx	
7	Tx	

+ OUTPUT (TENSION)
- OUTPUT (COMPRESSION)

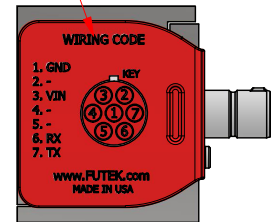


FUTEK 7 Pin Nano Connector

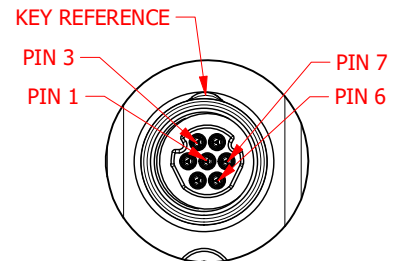
LOADING SURFACE
MOUNTING SURFACE



COLOR CODE ENGRAVED ON COVER



SPECIFICATIONS:	
OUTPUT CAPACITY	UART SEE CHART
SAFE OVERLOAD	1000 % of R.O. [200% TENSION ONLY (50-100 lb)]
NONLINEARITY	±0.1% of R.O.
HYSTERESIS	±0.1% of R.O.
NONREPEATABILITY	±0.05% of R.O.
IP RATING	IP40
WEIGHT (approx)	0.03 lb [14.2 g]
MATERIAL	17-4 PH S.S.
ACCESSORIES	FSH04642, UART TO USB ADAPTER (OPTIONAL)
CALIBRATION (STD)	5 pt. TENSION (STANDARD) TENSION & COMPRESSION (AVAILABLE)



SCIGATE AUTOMATION (S) PTE LTD
No. 1 Bukit Batok Street 22 #01-01 Singapore 659592
Tel: (65) 6561 0488 Fax: (65) 6562 0588
Email: sales@scigate.com.sg Web: www.scigate.com.sg
Business Hours: Monday - Friday 8.30am - 6.15pm

ITEM #	CAP (lb[N])	Noise Free Resolution @ 4 SPS (lb[N])	Noise Free Resolution @ 1300 SPS (lb[N])
FSH04509	1 [4.5]	0.00005 [0.00022]	0.001 [0.004]
FSH04510	2 [9.0]	0.00025 [0.00111]	0.003 [0.013]
FSH04511	5 [22.4]	0.001 [0.004]	0.009 [0.040]
FSH04512	10 [44.8]	0.0016 [0.0071]	0.02 [0.09]
FSH01513	25 [112]	0.004 [0.0178]	0.05 [0.22]
FSH04514	50 [224]	0.005 [0.0223]	0.08 [0.36]
FSH04515	100 [448]	0.008 [0.036]	0.2 [0.9]

Specifications:

Power:

- 3 VDC to 5VDC
- 20-40mV peak-to-peak ripple in pass band
- 20MHz bandwidth (cutoff 40dB @ 20MHz)
- Power Consumption: 78mW

CUSTOMER APPROVAL- COMPANY:

CUSTOMER APPROVAL- NAME / DATE:

REVISIONS: (Refer to dwg # revision sheet)

A | 7/13/2022

OUTLINE DRAWING

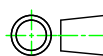
STANDARD NOTES: (Unless Otherwise Specified)

ALL DIMENSIONS ARE IN INCHES
DRAWING INTERPRETATION DIMS. PER ASME-Y14.5
REMOVE BURRS AND BREAK SHARP EDGES .005 - .015
THREADS PER HANDBOOK H-28
DIMENSIONS ARE SHOWN AFTER PLATING

ANGLE:
± 1/2°

CHAMFER:
± 5°

TOLERANCE:
.X ± 0.1"
.XX ± 0.01"
.XXX ± 0.005"



FUTEK

www.futek.com

MODEL: **LSB206** DWG No.: **F01576-A**

DRAWN BY: M. ILLES CREATED DATE: 1/6/2022

APPROVED BY: M. LISIAK APPROVED DATE: 2/11/2022

CHECKED BY: CAGE: 1X8M6 SHEET: 1 OF 1

This drawing, INCLUDING ALL INFORMATION DEPICTED THEREON (COLLECTIVELY, "Drawing"), is FUTEK's property. It is provided solely for the information and exclusive use of the original addressee. EXCEPT AS EXPRESSLY APPROVED BY FUTEK, YOU MAY NOT REPRODUCE OR SHARE this Drawing, in whole or part, with any OTHER firm or individual and without this legend appearing thereon.