

FUTEK MODEL LSB206

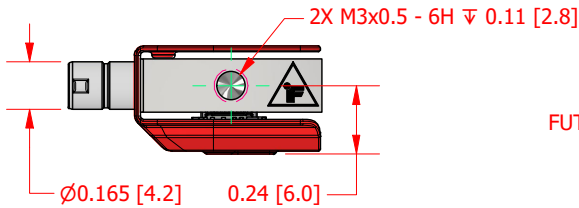
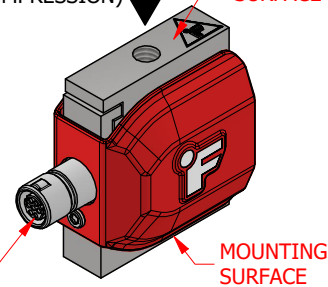
ITEM NUMBER: SEE CHART

DIGITAL MINITURE JR. S-BEAM LOAD CELL WITH UART OUTPUT



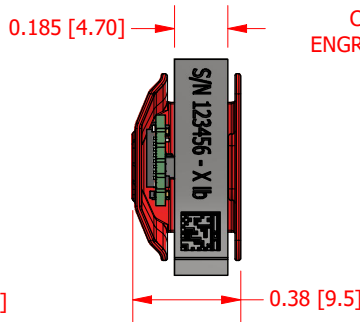
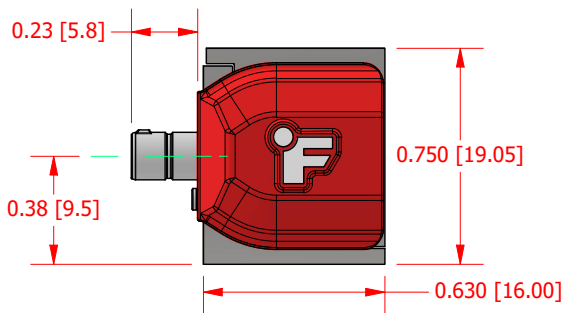
INCH [mm]		R.O.= Rated Output
PIN	FUNCTION	⚠
1	GND	
3	VIN	
6	Rx	
7	Tx	

+ OUTPUT (TENSION)
- OUTPUT (COMPRESSION)

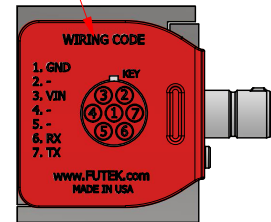


FUTEK 7 Pin Nano Connector

LOADING SURFACE
MOUNTING SURFACE

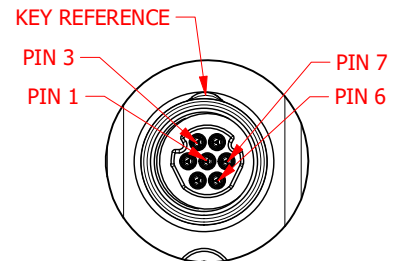


COLOR CODE ENGRAVED ON COVER



⚠ SPECIFICATIONS:

OUTPUT CAPACITY	UART
SAFE OVERLOAD	SEE CHART
NONLINEARITY	1000 % of R.O. [200% TENSION ONLY (50-100 lb)]
HYSTERESIS	±0.1% of R.O.
NONREPEATABILITY	±0.1% of R.O.
IP RATING	±0.05% of R.O.
WEIGHT (approx)	IP40
MATERIAL	0.03 lb [14.2 g]
ACCESSORIES	17-4 PH S.S.
CALIBRATION (STD)	FSH04642, UART TO USB ADAPTER (OPTIONAL)
	5 pt. TENSION (STANDARD) TENSION & COMPRESSION (AVAILABLE)



SCIGATE AUTOMATION (S) PTE LTD

No. 1 Bukit Batok Street 22 #01-01 Singapore 659592
Tel: (65) 6561 0488 Fax: (65) 6562 0588
Email: sales@scigate.com.sg Web: www.scigate.com.sg
Business Hours: Monday - Friday 8.30am - 6.15pm

⚠ Specifications:

- Power:
- 3 VDC to 5VDC
 - 20-40mV peak-to-peak ripple in pass band
 - 20MHz bandwidth (cutoff 40dB @ 20MHz)
 - Power Consumption: 78mW

ITEM #	CAP (lb[N])	Noise Free Resolution @ 4 SPS (lb[N])	Noise Free Resolution @ 1300 SPS (lb[N])
FSH04509	1 [4.5]	0.00005 [0.00022]	0.001 [0.004]
FSH04510	2 [9.0]	0.00025 [0.00111]	0.003 [0.013]
FSH04511	5 [22.4]	0.001 [0.004]	0.009 [0.040]
FSH04512	10 [44.8]	0.0016 [0.0071]	0.02 [0.09]
FSH01513	25 [112]	0.004 [0.0178]	0.05 [0.22]
FSH04514	50 [224]	0.005 [0.0223]	0.08 [0.36]
FSH04515	100 [448]	0.008 [0.036]	0.2 [0.9]

CUSTOMER APPROVAL- COMPANY:

CUSTOMER APPROVAL- NAME / DATE:

REVISIONS: (Refer to dwg # revision sheet)

A 7/13/2022

OUTLINE DRAWING

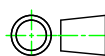
STANDARD NOTES: (Unless Otherwise Specified)

ALL DIMENSIONS ARE IN INCHES
DRAWING INTERPRETATION DIMS. PER ASME-Y14.5
REMOVE BURRS AND BREAK SHARP EDGES .005 - .015
THREADS PER HANDBOOK H-28
DIMENSIONS ARE SHOWN AFTER PLATING

ANGLE:
± 1/2°

CHAMFER:
± 5°

TOLERANCE:
.X ± 0.1"
XX ± 0.01"
.XXX ± 0.005"



FUTEK

www.futek.com

MODEL: **LSB206** DWG No.: **F01576-A**

DRAWN BY: M. ILLES CREATED DATE: 1/6/2022

APPROVED BY: M. LISIAK APPROVED DATE: 2/11/2022

CHECKED BY: CAGE: 1X8M6 SHEET: 1 OF 1

This drawing, INCLUDING ALL INFORMATION DEPICTED THEREON (COLLECTIVELY, "Drawing"), is FUTEK's property. It is provided solely for the information and exclusive use of the original addressee. EXCEPT AS EXPRESSLY APPROVED BY FUTEK, YOU MAY NOT REPRODUCE OR SHARE this Drawing, in whole or part, with any OTHER firm or individual and without this legend appearing thereon.