

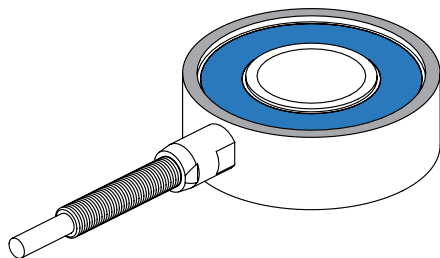
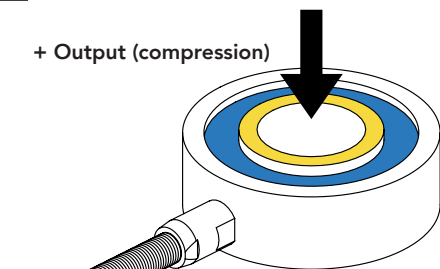


FEATURES

- Fast response time
- Robust strain relief
- Compatible in load washer applications
- Offered in a variety of capacities and inner diameters
- Low power consumption

- Non-loading surface, do not contact
- Active End
- Fixed End

+ Output (compression)



SPECIFICATIONS

PERFORMANCE

Nonlinearity	±0.5% of RO
Hysteresis	±0.5% of RO
Nonrepeatability	±0.5% of RO

ELECTRICAL

Rated Output (RO)	1.5 mV/V (100 lb) 2 mV/V (250–5000 lb) nom
Excitation (VDC or VAC)	18 max
Bridge Resistance	700 Ohm nom
Insulation Resistance	≥500 MOhm @ 50 VDC
Connection	#26 AWG, 4 Conductor, Braided Shielded Teflon Cable, 10 ft [3m] long
Wiring/Connector Code	WC1

MECHANICAL

Weight (approximate)	3.5 oz [99 g]
Safe Overload	150% of RO
Deflection	0.002 in [0.05 mm] nom
Material	17-4 PH stainless-steel
IP Rating	IP64

TEMPERATURE

Operating Temperature	-60 to 200°F (-50 to 93°C)
Compensated Temperature	60 to 160°F (15 to 72°C)
Temperature Shift Zero	±0.005% of RO/°F (0.01% of RO/°C)
Temperature Shift Span	±0.005% of Load/°F (0.01% of Load/°C)

CALIBRATION

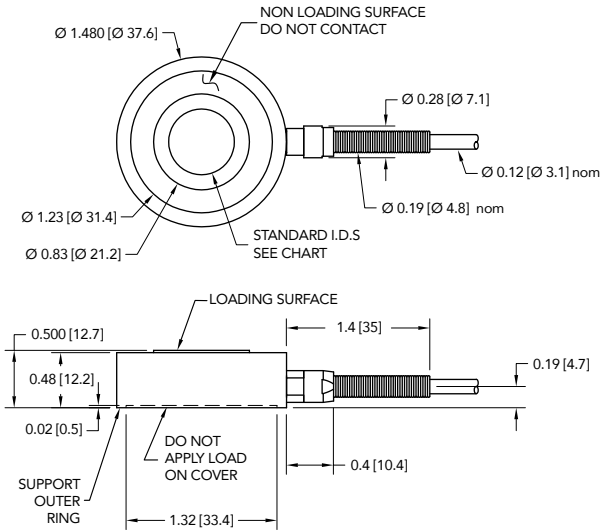
Calibration Test Excitation	10 VDC
Calibration (standard)	5-pt Compression
Shunt Calibration Value	150 kOhm (100 lb) 100 kOhm (500–5000 lb)

CONFORMITY

RoHS	EU 2015/863
CE	EN55011; EN61326-1

DIMENSIONS inches [mm]

TOLERANCE:
 .X ± 0.1" [2.5]
 .XX ± 0.01" [0.25]
 .XXX ± 0.005" [0.127]



CAPACITIES

ITEM #	lb	N	Nominal ID
FSH04559	5000	22240	1/4 in [6.35 mm]
FSH04560	5000	22240	5/16 in [7.94 mm]
FSH04561	100	445	3/8 in [9.53 mm]
FSH04562	250	1112	3/8 in [9.53 mm]
FSH04563	1000	4448	3/8 in [9.53 mm]
FSH04564	2000	8896	3/8 in [9.53 mm]
FSH04565	5000	22240	3/8 in [9.53 mm]
FSH04566	100	445	7/16 in [11.1 mm]
FSH04567	500	2224	1/2 in [12.7 mm]
FSH04568	1000	4448	1/2 in [12.7 mm]
FSH04569	2000	8896	1/2 in [12.7 mm]
FSH04570	3000	13345	1/2 in [12.7 mm]
FSH04571	5000	22240	1/2 in [12.7 mm]
FSH04572	3000	13345	9/16 in [14.29 mm]
FSH04573	100	445	5/8 in [15.88 mm]
FSH04574	250	1112	5/8 in [15.88 mm]
FSH04575	500	2224	5/8 in [15.88 mm]
FSH04576	1000	4448	5/8 in [15.88 mm]
FSH04577	2000	8896	5/8 in [15.88 mm]
FSH04578	3000	13345	5/8 in [15.88 mm]
FSH04579	5000	22240	5/8 in [15.88 mm]
FSH04580	3000	13345	3/8 in [9.53 mm]

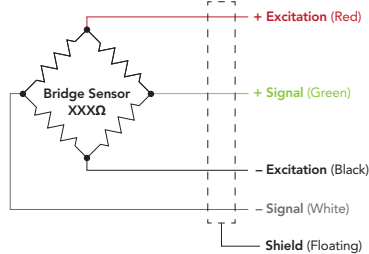
INNER DIAMETER (Actual)

ID	Dimension	+0.01 -0.00	+0.25 -0.00
1/4	0.259 [6.58]		
5/16	0.322 [8.18]		
3/8	0.384 [9.75]		
7/16	0.447 [11.35]		
1/2	0.509 [12.93]		
9/16	0.572 [14.53]		
5/8	0.634 [16.10]		

Note: While torquing bolts, high tension forces will occur during installation, which could result in overloading the sensor. FUTEK recommends connecting the sensor to a system in order to monitor the applied forces. FUTEK is not liable or responsible for the mishandling of the sensor during installation.

WIRING CODE (WC1 WITH SHIELD)

RED	+ EXCITATION
BLACK	- EXCITATION
GREEN	+ SIGNAL
WHITE	- SIGNAL
SHIELD	FLOATING



SCIGATE AUTOMATION (S) PTE LTD

No.1 Bukit Batok Street 22 #01-01 Singapore 659592
 Tel: (65) 6561 0488 Fax: (65) 6562 0588
 Email: sales@scigate.com.sg Web: www.scigate.com.sg

Business Hours: Monday - Friday 8.30am - 6.15pm

Drawing Number: F11443-D

FUTEK reserves the right to modify its design and specifications without notice. Please visit www.futek.com/salesterms for complete terms and conditions.

10 Thomas, Irvine, CA 92618 USA
 Tel: (949) 465-0900

www.futek.com



RoHS



U.S. Manufacturer