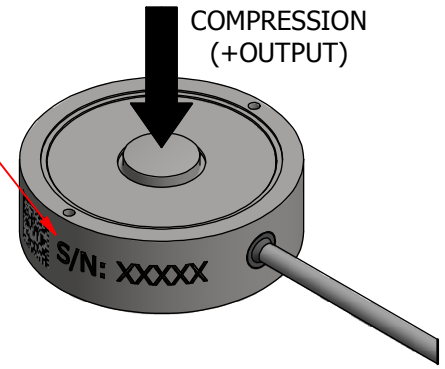


FUTEK MODEL LLB300

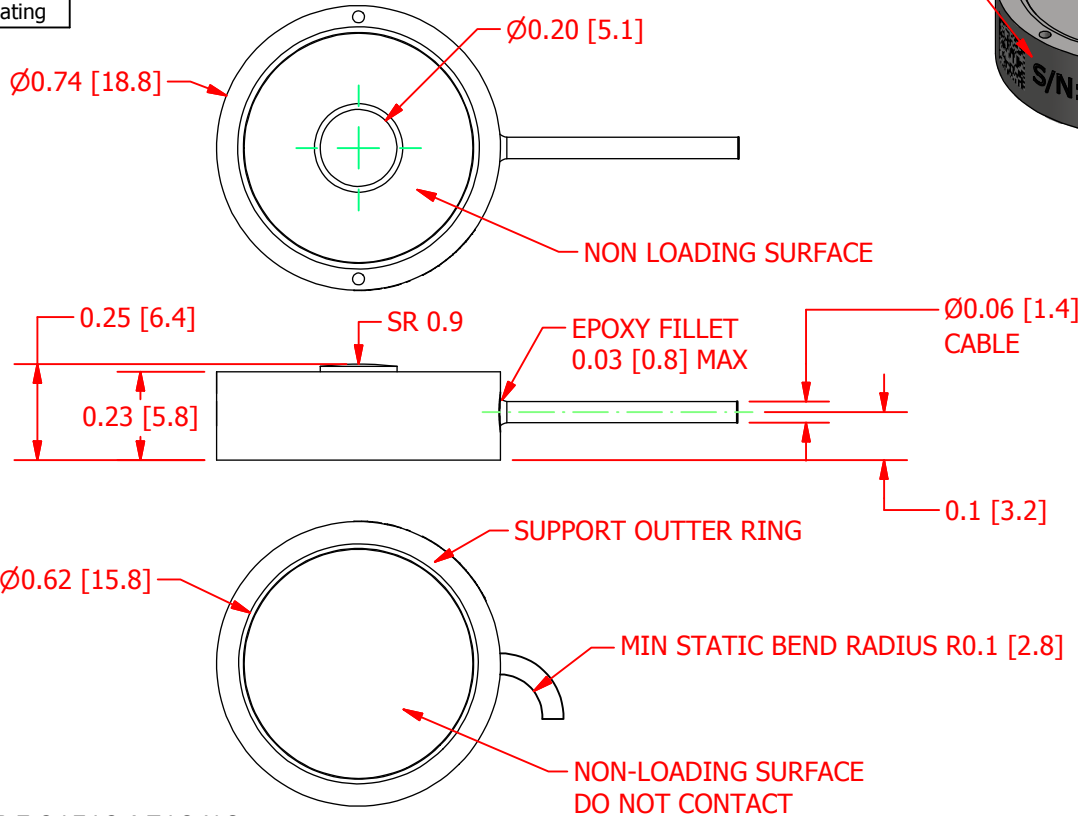
CUSTOM VACUUM RATED LOAD BUTTON

ITEM NUMBER: QSH01938

| | | | |
|--------------|--------------|--------------------|----------|
| INCH [mm] | | R.O.= Rated Output | |
| WIRING CODE | | | |
| + Excitation | - Excitation | + Signal | - Signal |
| RED | BLACK | GREEN | WHITE |
| Shield | | | |
| Floating | | | |



ENGRAVED ITEM #, CAPACITY, S/N, DATA MATRIX



SPECIFICATIONS:

| | |
|---|---------------------------------------|
| RATED OUTPUT | 1 mV/V nom. |
| CAPACITY | 250 lb. [1110N] |
| SAFE OVERLOAD | 150 % of R.O. |
| ZERO BALANCE | ±3% of R.O. |
| EXCITATION (VDC OR VAC) | 18 MAX |
| BRIDGE RESISTANCE | 700 Ω nom. |
| NONLINEARITY | ±0.2% of R.O. |
| HYSTERESIS | ±0.2% of R.O. |
| NONREPEATABILITY | ±0.1% of R.O. |
| TEMP. SHIFT ZERO | ±0.01% of R.O./°F (±0.018 of R.O./°C) |
| TEMP. SHIFT SPAN | ±0.02% of LOAD/°F (±0.036 of LOAD/°C) |
| COMPENSATED TEMP. | 60 to 250 °F (16 to 121 °C) |
| OPERATING TEMP | -60 to 250 °F (-51 to 121 °C) |
| WEIGHT (approx) | 1.2 oz [34g] |
| MATERIAL | 17-4 PH S.S. |
| DEFLECTION | 0.0004 [0.013] nom. |
| CABLE: #34 Awg 4 Conductor Braided Shielded, Red Polyester Cable, 1 ft [0.3 m] Long | |
| VACUUM RATED | 40 TORR ARGON ENVIRONMENT |
| RoHS | 2011/65/EU |



SCIGATE AUTOMATION (S) PTE LTD

No.1 Bukit Batok Street 22 #01-01 Singapore 659592
 Tel: (65) 6561 0488 Fax: (65) 6562 0588
 Email: sales@scigate.com.sg Web: www.scigate.com.sg

Business Hours: Monday - Friday 8.30am - 6.15pm

CUSTOMER APPROVAL- COMPANY:

OUTLINE DRAWING

This drawing is submitted solely for the information and exclusive use of the original addressee. It is not to be divulged in whole or in part, by any firm or individual without written permission from:

FUTEK
 ADVANCED SENSOR TECHNOLOGY, INC.
 10 THOMAS, IRVINE, CA 92618 USA
 Phone: (949) 465-0900
 Fax: (949) 465-0905

CUSTOMER APPROVAL- NAME / DATE:

STANDARD NOTES: (Unless Otherwise Specified)

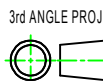
REVISIONS: (Refer to dwg # revision sheet)

ALL DIMENSIONS ARE IN INCHES
 DRAWING INTERPRETATION DIMS. PER ASME-Y14.5M
 REMOVE BURRS AND BREAK SHARP EDGES .005 - .015
 THREADS PER HANDBOOK H-28
 DIMENSIONS ARE SHOWN AFTER PLATING

ANGLE:
± 1/2°

CHAMFER:
± 5°

TOLERANCE:
 .X ± 0.1"
 .XX ± 0.01"
 .XXX ± 0.005"



| | |
|------------------------|---------------------------|
| MODEL: LLB300 | DWG No.: FO1447 |
| DRAWN BY: M. Lisiak | CREATED DATE: 9/22/2017 |
| APPROVED BY: R. Walker | APPROVED DATE: 9/22/2017 |
| CHECKED BY: | CAGE: 1X8M6 SHEET: 1 OF 1 |