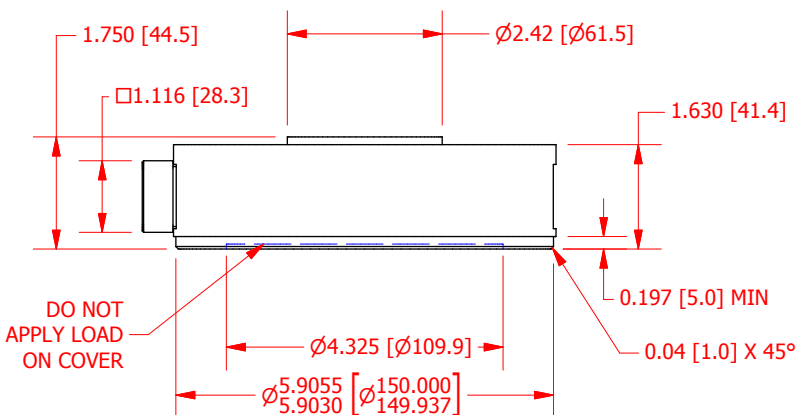
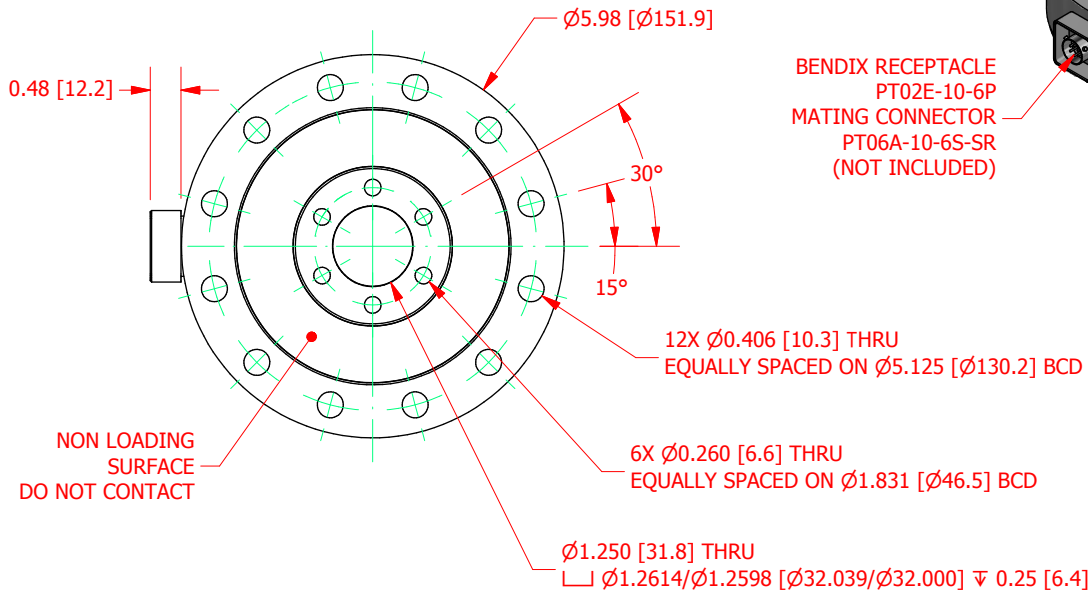
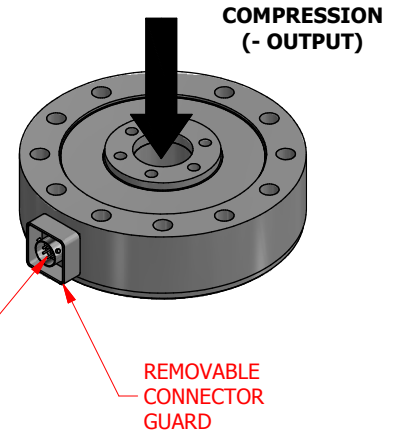


FUTEK MODEL LCF500

ITEM NUMBER: QSH01956

Custom Low Profile Compression
Pancake Load Cell, 32 mm ID w/ 6x
6 mm Loading Flange Bolt Pattern

INCH [mm]		R.O.= Rated Output	
WIRING CODE CC1			
+ Excitation	- Excitation	+Signal	-Signal
RED	BLACK	GREEN	WHITE
PIN A	PIN B	PIN C	PIN D
+Sense	-Sense		
ORANGE	BLUE		
PIN E	PIN F		



SPECIFICATIONS:

RATED OUTPUT	2 mV/V nom.
CAPACITY	20000 lb. [88800N]
SAFE OVERLOAD	150 % of R.O.
EXCITATION (VDC OR VAC)	20 MAX
BRIDGE RESISTANCE	350 Ω nom.
NONLINEARITY	±0.1% of R.O.
HYSTERESIS	±0.2% of R.O.
NONREPEATABILITY	±0.02% of R.O.
TEMP. SHIFT ZERO	±0.001% of R.O./°F (±0.002 of R.O./°C)
TEMP. SHIFT SPAN	±0.002% of LOAD/°F (±0.004 of LOAD/°C)
COMPENSATED TEMP.	60 to 160 °F (16 to 71 °C)
OPERATING TEMP	-60 to 200 °F (-51 to 93 °C)
WEIGHT (approx)	9 lb [4.1 kg]
MATERIAL	17-4 PH S.S.
DEFLECTION	0.002 [0.05] nom.
CONNECTOR	6 Pin BENDIX Receptacle (PT02E-10-6P)
ACCESSORIES AND RELATED INSTRUMENTS AVAILABLE	5-pt COMPRESSION
CALIBRATION (STD)	60.4 kΩhm
SHUNT CALIBRATION VALUE	IP 65
IP RATING	



SCIGATE AUTOMATION (S) PTE LTD

No.1 Bukit Batok Street 22 #01-01 Singapore 659592
Tel: (65) 6561 0488 Fax: (65) 6562 0588
Email: sales@scigate.com.sg Web: www.scigate.com.sg

Business Hours: Monday - Friday 8.30am - 6.15pm

CUSTOMER APPROVAL- COMPANY:

CUSTOMER APPROVAL- NAME / DATE:

REVISIONS: (Refer to dwg # revision sheet)

OUTLINE DRAWING

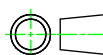
STANDARD NOTES: (Unless Otherwise Specified)

ALL DIMENSIONS ARE IN INCHES
DRAWING INTERPRETATION DIMS. PER ASME-Y14.5M
REMOVE BURRS AND BREAK SHARP EDGES .005 - .015
THREADS PER HANDBOOK H-28
DIMENSIONS ARE SHOWN AFTER PLATING

ANGLE:
± 1/2°

CHAMFER:
± 5°

TOLERANCE:
.X ± 0.1"
.XX ± 0.01"
.XXX ± 0.005"



This drawing is submitted solely for the information and exclusive use of the original addressee. It is not to be divulged in whole or in part, by any firm or individual without written permission from:

FUTEK
ADVANCED SENSOR TECHNOLOGY, INC.
10 THOMAS, IRVINE, CA 92618 USA
Phone: (949) 465-0900
Fax: (949) 465-0905

MODEL: **LCF500**

DRAWN BY: S. MICHEL

APPROVED BY: R. WALKER

CHECKED BY:

DWG No.: **FO1454**

CREATED DATE: 11/27/2017

APPROVED DATE: 11/28/2017

CAGE: 1X8M6 SHEET: 1 OF 1