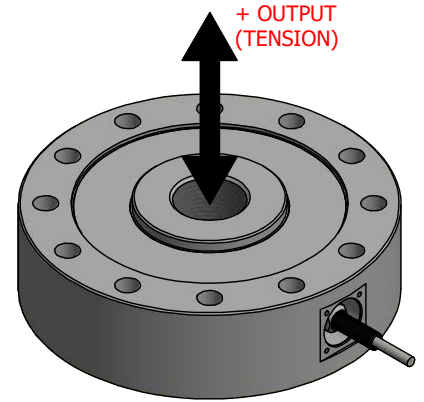
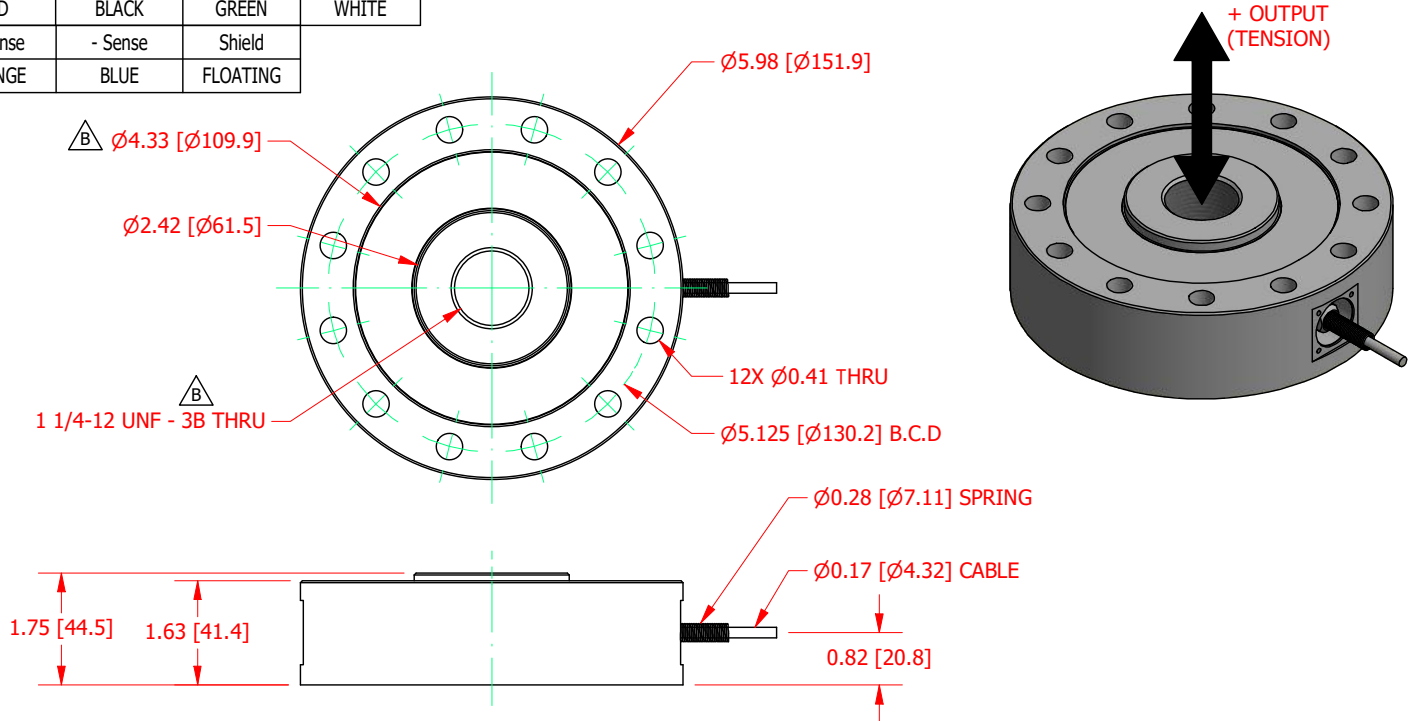


# FUTEK MODEL LCF500 (QLA122)

ITEM NUMBER: SEE CHART

LOW PROFILE UNIVERSAL  
PANCAKE LOAD CELL W/  
INTERNAL STRAIN RELIEF  
PREVIOUSLY L2900-Q11307

INCH [mm]		R.O.= Rated Output	
WIRING CODE			
+ Excitation	- Excitation	+ Signal	- Signal
RED	BLACK	GREEN	WHITE
+ Sense	- Sense	Shield	
ORANGE	BLUE	FLOATING	



## SPECIFICATIONS:

RATED OUTPUT	SEE CHART $\triangle_B$
CAPACITY	SEE CHART $\triangle_B$
SAFE OVERLOAD	SEE CHART $\triangle_B$
ZERO BALANCE	SEE CHART $\triangle_B$
EXCITATION (VDC OR VAC)	20 MAX
BRIDGE RESISTANCE	350 $\Omega$ nom.
NONLINEARITY	$\pm 0.12\%$ of R.O.
HYSTERESIS	$\pm 0.12\%$ of R.O.
NONREPEATABILITY	$\pm 0.02\%$ of R.O.
TEMP. SHIFT ZERO	SEE CHART $\triangle_B$
TEMP. SHIFT SPAN	$\pm 0.002\%$ of LOAD/ $^{\circ}$ F ( $\pm 0.004$ of LOAD/ $^{\circ}$ C)
COMPENSATED TEMP.	60 to 160 $^{\circ}$ F (16 to 71 $^{\circ}$ C)
OPERATING TEMP	-60 to 200 $^{\circ}$ F (-51 to 93 $^{\circ}$ C)
MATERIAL	17-4 PH S.S.
DEFLECTION	SEE CHART $\triangle_B$
CABLE: #28 Awg 6 Conductor Braided Shielded Polyurethane Cable, 5 ft [1.5 m] Long	$\triangle_B$
RoHS Compliance	EU2015/863 $\triangle_B$

SPECIFICATION	QSH01958	QSH02266
RATED OUTPUT	4 mV/V	2 mV/V
CAPACITY	50000 lb.	12500 lb.
SAFE OVERLOAD	150% of R.O.	300% of R.O.
ZERO BALANCE	$\pm 1\%$ of R.O.	$\pm 2\%$ of R.O.
TEMP SHIFT ZERO	$\pm 0.001\%$ of R.O./ $^{\circ}$ F (0.0018% of R.O./ $^{\circ}$ C)	$\pm 0.002\%$ of R.O./ $^{\circ}$ F (0.0036% of R.O./ $^{\circ}$ C)
DEFLECTION	0.003 [0.076] nom.	0.001 [0.025] nom.

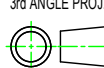


SCIGATE AUTOMATION (S) PTE LTD  
No.1 Bukit Batok Street 22 #01-01 Singapore 659592  
Tel: (65) 6561 0488 Fax: (65) 6562 0588  
Email: sales@scigate.com.sg Web: www.scigate.com.sg  
Business Hours: Monday - Friday 8.30am - 6.15pm

CUSTOMER APPROVAL - COMPANY:	
CUSTOMER APPROVAL - NAME / DATE:	
REVISIONS: (Refer to dwg # revision sheet)	
A	12/19/2007
B	12/22/2021

## OUTLINE DRAWING

STANDARD NOTES: (Unless Otherwise Specified)  
ALL DIMENSIONS ARE IN INCHES  
DRAWING INTERPRETATION DIMS. PER ASME-Y14.5  
REMOVE BURRS AND BREAK SHARP EDGES .005 - .015  
THREADS PER HANDBOOK H-28  
DIMENSIONS ARE SHOWN AFTER PLATING



ANGLE:  
 $\pm 1/2^{\circ}$   
CHAMFER:  
 $\pm 5$   
TOLERANCE:  
.X  $\pm 0.1^{\circ}$   
.XX  $\pm 0.01^{\circ}$   
.XXX  $\pm 0.005^{\circ}$

This drawing is submitted solely for the information and exclusive use of the original addressee. It is not to be divulged in whole or in part, by any firm or individual without written permission from:

**FUTEK**  
ADVANCED SENSOR TECHNOLOGY, INC.  
10 THOMAS, IRVINE, CA 92618 USA  
Phone: (949) 465-0900

MODEL: LCF500 (QLA122)	DWG No.: FO1061-B
DRAWN BY: H. AU	CREATED DATE: 8/31/2004
APPROVED BY: R. WALKER	APPROVED DATE: 8/31/2004
CHECKED BY:	CAGE: 1X8M6 SHEET: 1 OF 1