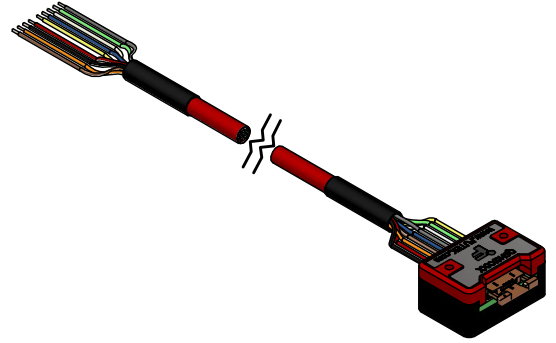
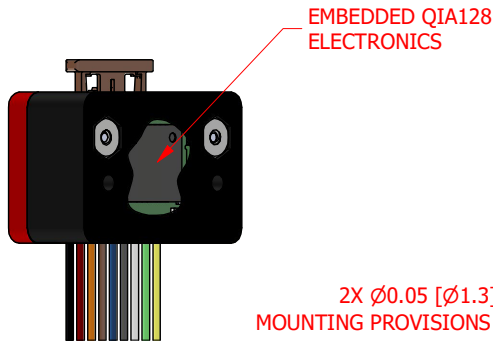


# FUTEK MODEL ZAB100

ITEM NUMBER: SEE CHART

INCH [mm] | R.O.= Rated Output

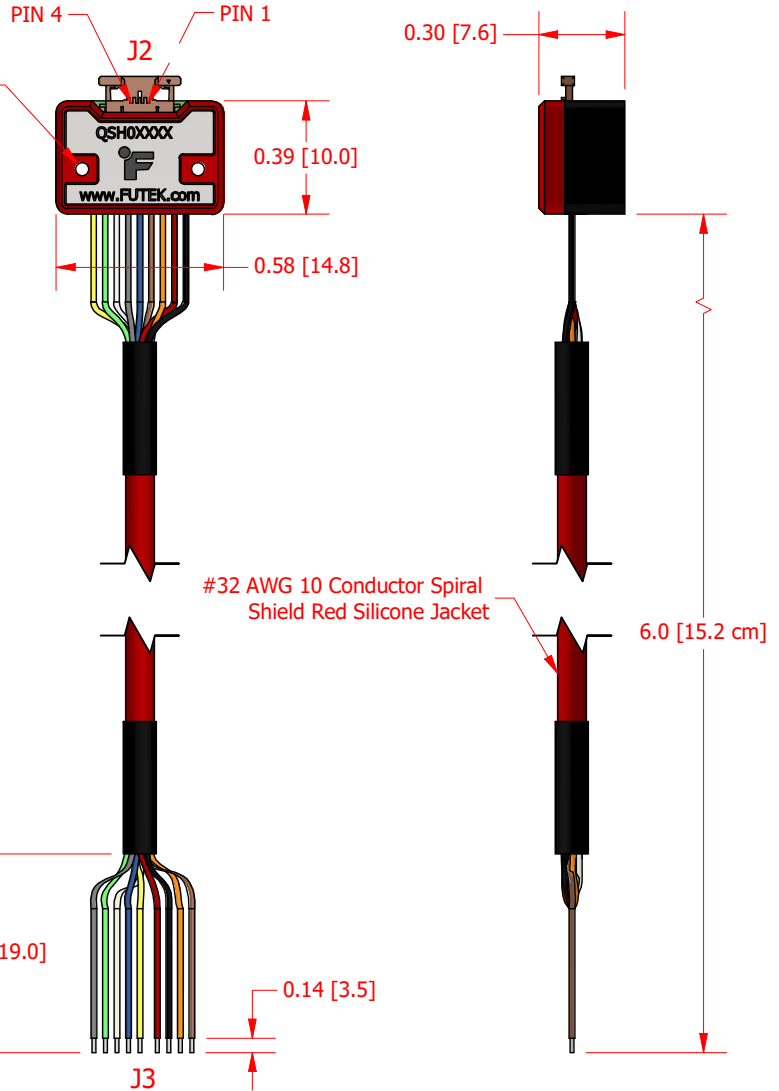
*Ultra-Low-Power Miniaturized Full Bridge mV/V Input to Digital Output*



**QSH02276**



**QSH02289**



ITEM #	PIN OUT TYPE
QSH02276	4 Pin FPC Flex Connector
QSH02289	Solder Pads

### SENSOR CONNECTION (J2)

PIN	FUNCTION	COLOR
1	+SIGNAL	GREEN
2	-SIGNAL	WHITE
3	-EXCITATION	BLACK
4	+EXCITATION	RED

### SPI and UART CONNECTION (J3)

PIN	FUNCTION	COLOR
1	GND	BLACK
2	VIN	RED
3	UART-TX	ORANGE
4	UART-RX	BROWN
5	SPI_CS	BLUE
6	SPI_SCLK	GREY
7	SPI_MISO	WHITE
8	SPI_MOSI	GREEN
9	PSI_DRDY	YELLOW

CUSTOMER APPROVAL- COMPANY:

CUSTOMER APPROVAL- NAME / DATE:

REVISIONS: (Refer to dwg # revision sheet)

**SCIGATE**  
Your Automation Partner

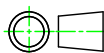
SCIGATE AUTOMATION (S) PTE LTD  
No. 1 Bukit Batok Street 22 #01-01 Singapore 659592  
Tel: (65) 6561 0488 Fax: (65) 6562 8588  
Email: sales@scigate.com.sg Web: www.scigate.com.sg  
Business Hours: Monday - Friday 8.30am - 6.15pm

## OUTLINE DRAWING

STANDARD NOTES: (Unless Otherwise Specified)

ALL DIMENSIONS ARE IN INCHES  
DRAWING INTERPRETATION DIMS. PER ASME-Y14.5  
REMOVE BURRS AND BREAK SHARP EDGES .005 - .015  
THREADS PER HANDBOOK H-28  
DIMENSIONS ARE SHOWN AFTER PLATING

3rd ANGLE PROJ.



ANGLE:  
 $\pm 1/2^\circ$

CHAMFER:  
 $\pm 5^\circ$

TOLERANCE:  
.X  $\pm 0.1^\circ$   
.XX  $\pm 0.01^\circ$   
.XXX  $\pm 0.005^\circ$

This drawing is submitted solely for the information and exclusive use of the original addressee. It is not to be divulged in whole or in part, by any firm or individual without written permission from:

**FUTEK**  
ADVANCED SENSOR TECHNOLOGY, INC.  
10 THOMAS, IRVINE, CA 92618 USA  
Phone: (949) 465-0900

MODEL: **ZAB100** DWG No.: **FO1598-0**

DRAWN BY: S. VOSOUGH CREATED DATE: 9/1/2022

APPROVED BY: M. ILLES APPROVED DATE: 9/1/2022

CHECKED BY: CAGE: 1X8M6 SHEET: 1 OF 1