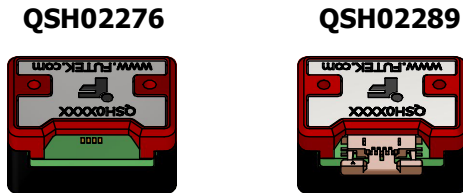
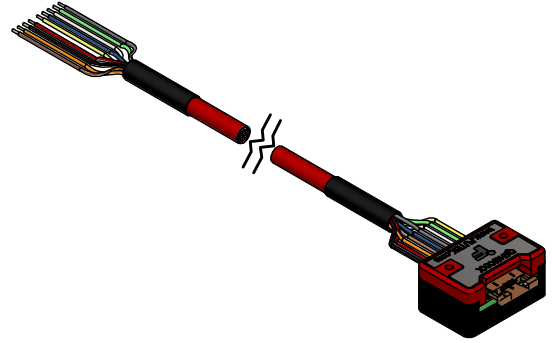
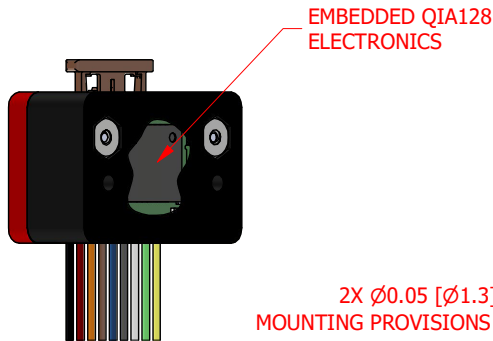


FUTEK MODEL ZAB100

ITEM NUMBER: SEE CHART

INCH [mm] | R.O.= Rated Output

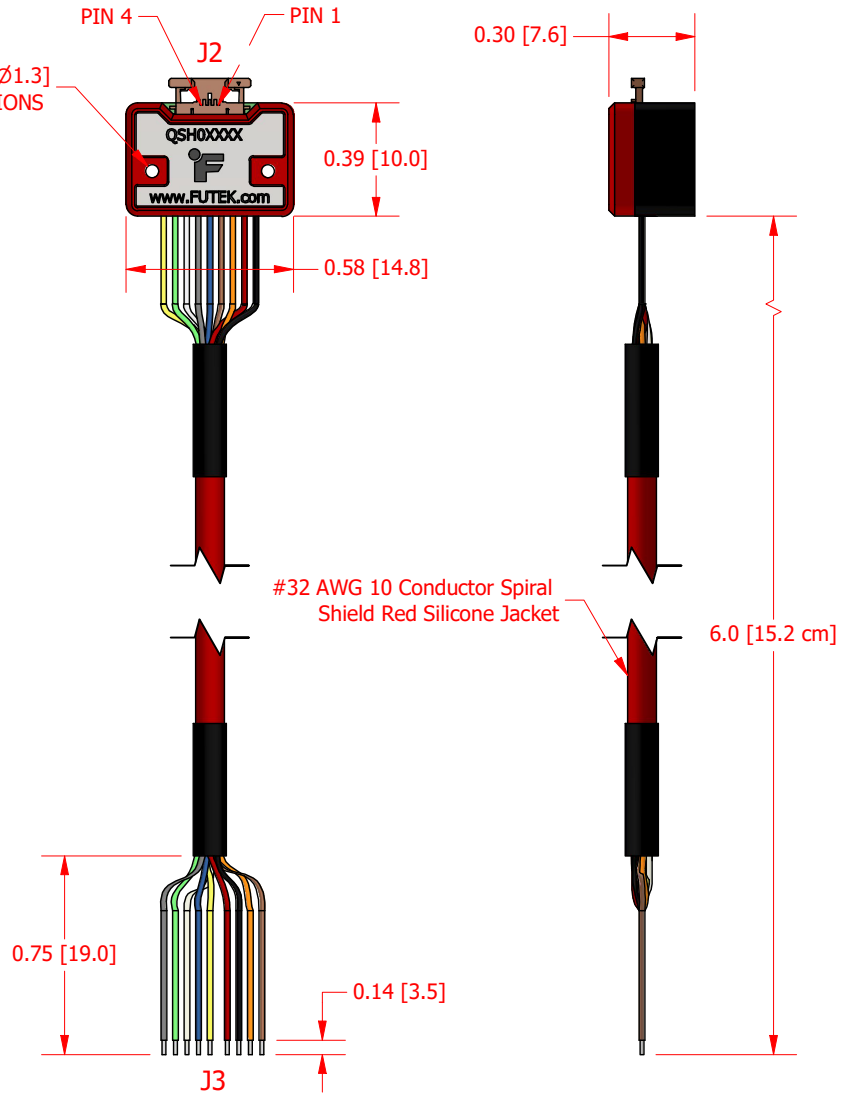
Ultra-Low-Power Miniaturized Full Bridge mV/V Input to Digital Output



ITEM #	PIN OUT TYPE
QSH02276	4 Pin FPC Flex Connector
QSH02289	Solder Pads

SENSOR CONNECTION (J2)		
PIN	FUNCTION	COLOR
1	+SIGNAL	GREEN
2	-SIGNAL	WHITE
3	-EXCITATION	BLACK
4	+EXCITATION	RED

SPI and UART CONNECTION (J3)		
PIN	FUNCTION	COLOR
1	GND	BLACK
2	VIN	RED
3	UART-TX	ORANGE
4	UART-RX	BROWN
5	SPI_CS	BLUE
6	SPI_SCLK	GREY
7	SPI_MISO	WHITE
8	SPI_MOSI	GREEN
9	PSI_DRDY	YELLOW



CUSTOMER APPROVAL- COMPANY:

CUSTOMER APPROVAL- NAME / DATE:

REVISIONS: (Refer to dwg # revision sheet)



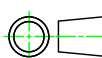
SCIGATE AUTOMATION (S) PTE LTD
 No. 1 Bukit Batok Street 22 #01-01 Singapore 659592
 Tel: (65) 6561 0488 Fax: (65) 6562 0588
 Email: sales@scigate.com.sg Web: www.scigate.com.sg
 Business Hours: Monday - Friday 8.30am - 6.15pm

OUTLINE DRAWING

STANDARD NOTES: (Unless Otherwise Specified)

ALL DIMENSIONS ARE IN INCHES
 DRAWING INTERPRETATION DIMS. PER ASME-Y14.5
 REMOVE BURRS AND BREAK SHARP EDGES .005 - .015
 THREADS PER HANDBOOK H-28
 DIMENSIONS ARE SHOWN AFTER PLATING

3rd ANGLE PROJ.



ANGLE:
± 1/2°

CHAMFER:
± 5°

TOLERANCE:
.X ± 0.1"
.XX ± 0.01"
.XXX ± 0.005"

This drawing is submitted solely for the information and exclusive use of the original addressee. It is not to be divulged in whole or in part, by any firm or individual without written permission from:

FUTEK
 ADVANCED SENSOR TECHNOLOGY, INC.
 10 THOMAS, IRVINE, CA 92618 USA
 Phone: (949) 465-0900

MODEL: **ZAB100** DWG No.: **FO1598-0**

DRAWN BY: S. VOSOUGH CREATED DATE: 9/1/2022

APPROVED BY: M. ILLES APPROVED DATE: 9/1/2022

CHECKED BY: CAGE: 1X8M6 SHEET: 1 OF 1