

RS-422 Terminal Block Conversion Adapter PFXZCBADTM1 Installation Guide

Thank you for purchasing Digital Electronics Corporation's RS-422 Terminal Block Conversion Adapter (PFXZCBADTM1). This RS-422 Terminal Block Conversion Adapter converts a serial interface (COM) to Pro-face's Display (Unit) to an RS-422 terminal block.

Prior to using this product, be sure to read this document as well as your Display's hardware manual. For PLC connection information, refer to your "Device/PLC Connection Manual".

The manuals can be downloaded from Pro-face Home Page. URL: <http://www.pro-face.com/otasuke/>

Safety Precautions

WARNING

HAZARD OF ELECTRIC SHOCK OR EXPLOSION

- Do not disassemble or remodel this adapter in any way. Doing so may cause an electric shock or fire.
- Do not use this adapter in areas where flammable gases are present. Doing so may cause an explosion.
- Do not allow water to enter the connector. Also, do not touch the connector if your hands are wet. Doing so may cause an electric shock.

Failure to follow these instructions can result in death, serious injury, or equipment damage.



SCIGATE AUTOMATION (S) PTE LTD

No 1 Bukit Batok Street 22 #01-01 Singapore 659592
Tel: (65) 6561 0488 Fax: (65) 6561 0588
Email: sales@scigate.com.sg Web: <https://scigate.com.sg/>

Business Hours: Monday - Friday 8:30AM - 6:15PM

NOTICE

PRODUCT DAMAGE

- Be sure not to connect a cable to the RS-422 Terminal Block Conversion Adapter while it is attached to Display. Doing so can damage the RS-422 Terminal Block Conversion Adapter.

Failure to follow these instructions can result in equipment damage.

NOTICE

LOSS OF COMMUNICATION

- Do not connect or disconnect the RS-422 Terminal Block Conversion Adapter during data transfer. Doing so may cause a malfunction or data communication error.
- When attaching a cable that uses a lay wire, be sure to twist the cable core's wires. Failure to do so can lead to a short circuit if wire strands contact another strand or a nearby electrode.
- Do not put excessive stress on the RS-422 Terminal Block Conversion Adapter.
- Securely attach communication cables to Display or the panel.

Failure to follow these instructions can result in equipment damage.

IMPORTANT

- When the product is disposed of, it should be done so according to your country's regulations for similar types of industrial waste.

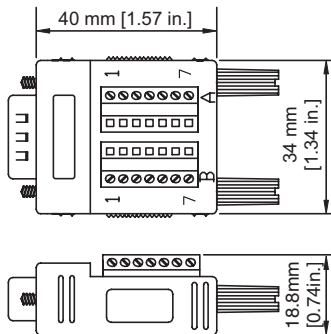
Package Contents

- (1) RS-422 Terminal Block Conversion Adapter (1) (PFXZCBADTM1)
- (2) Installation Guide (This Guide)

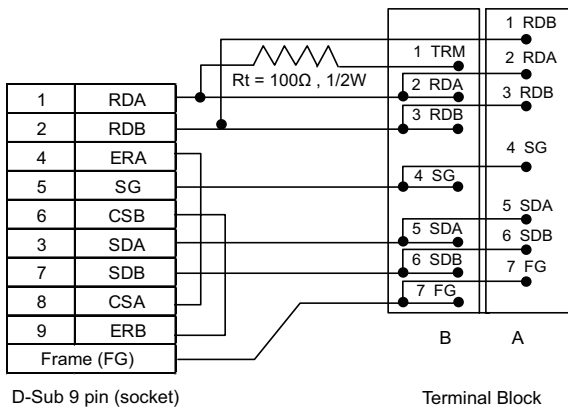
This unit has been carefully packed, with special attention to quality. However, if for any reason you find any of the contents of this package damaged or missing, please contact your local Pro-face representative immediately.

Dimensions and Cable Diagram

■ Dimensions

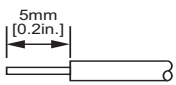


■ Cable Diagram



Wiring

Direct Connection Specifications

Wire Type	Simple wire or Lay wire
Cable dimensions (cross section)	Simple wire :0.14 to 1.5mm ² Lay wire :0.14 to 1.0mm ² Cable size :26 to 16AWG
Strip Length	

Pin Terminal Specifications when using Crimp Terminals

- Please use the following items when creating a cable. All items listed below are made by Phoenix Contact.

Recommended Driver	SZF 0-0,4X2,5 (1204504)
Recommended Pin Terminals	A 0,34-7 (3009202) A 0,5-6 (3200218)
Recommended Crimping Tool	CRIMPFOX ZA 3 (1201882)

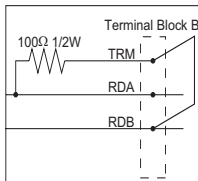
IMPORTANT

- When attaching terminal screws, be sure to use a standard (flatblade: 0.4 x 2.5) type screwdriver.
- The appropriate torque is 0.22 N•m to 0.25 N•m (1.95 lb-in to 2.21 lb-in).
- Do not solder the cable's joined section.

NOTE

- Digital's RS-422 Terminal Block Conversion Adapter cannot be connected to the Mitsubishi PLC 2Port Adapter (GP030-MD11-0). However, it can be connected to Digital's Mitsubishi PLC A, QnA, FX Series 2Port Adapter II (GP070-MD11).
- When termination resistance is needed, shorting the RS-422 terminal block adapter's TRM and RDB wires inserts 100Ω of resistance between RDA and RDB.

RS-422 Terminal Block Conversion Adapter



Connection Information

The wired RS-422 Terminal Block Conversion Adapter will be attached to Display's Serial Interface (COM).

Note

Please be aware that Digital Electronics Corporation shall not be held liable by the user for any damages, losses, or third party claims arising from the uses of this product.

Digital Electronics Corporation

8-2-52 Nanko-higashi

Suminoe-ku, Osaka 559-0031

JAPAN

TEL: +81-(0)6-6613-3116

FAX: +81-(0)6-6613-5888

<http://www.pro-face.com>

The information in this document is subject to change without notice.

Copyright 2011 Digital Electronics Corporation. All rights reserved.

PFXZCBADTM1-MT01-CP

2011.8.IT/B