



# Pro-face Product Guide 2024

Find the best HMI from our wide range of products 

[proface.com](http://proface.com)



**SCIGATE AUTOMATION (S) PTE LTD**  
 No.1 Bukit Batok Street 22 #01-01 Singapore 659592  
 Tel: (65) 6561 0488 Fax: (65) 6562 0588  
 Email: sales@scigate.com.sg Web: www.scigate.com.sg  
 Business Hours: Monday - Friday 8.30am - 6.15pm

**Pro-face™**  
 by Schneider Electric

# What is Pro-face

Pro-face revolutionized how humans interact with machines, heralding a new era of industrial automation by developing the world's first programmable graphic terminal.

We have provided industry standards in Human Machine Interface technology since its inception.

Pro-face's pioneering spirit extends far beyond the first HMI creation. We continuously push the boundaries of what's possible in human-machine interaction, introducing innovative features, intuitive interfaces, and advanced functionality.

We trust customer satisfaction is of utmost importance. Our HMI expert team is always ready to provide technical assistance, comprehensive training, and guidance throughout your automation journey.

Experience the transformative impact that Pro-face brings to your industrial automation endeavors.

[Pro-face Brand History Video](#)



# Testimonial

Why customers choose our Pro-face HMI for semiconductor processes.

“Due to the stringent requirements for handling liquids for semiconductor processes and end users' strict control over construction schedules, our top priorities are to ensure the stability and reliability of devices as well as the reliability and the on-time delivery of products. From our experiences importing and using the Pro-face HMI and software, we have been amazed by the reliability, durability, and functionality of Pro-face products! The Pro-face products have improved customer satisfaction and confidence in ALES Asia products and optimized the operators' user experience and work efficiency. The collaboration of the two companies has created a synergistic effect! And the long-term support and services of the Pro-face team mean we also believe that Pro-face is a trustworthy partner.”

Air Liquide Electronics Systems Asia

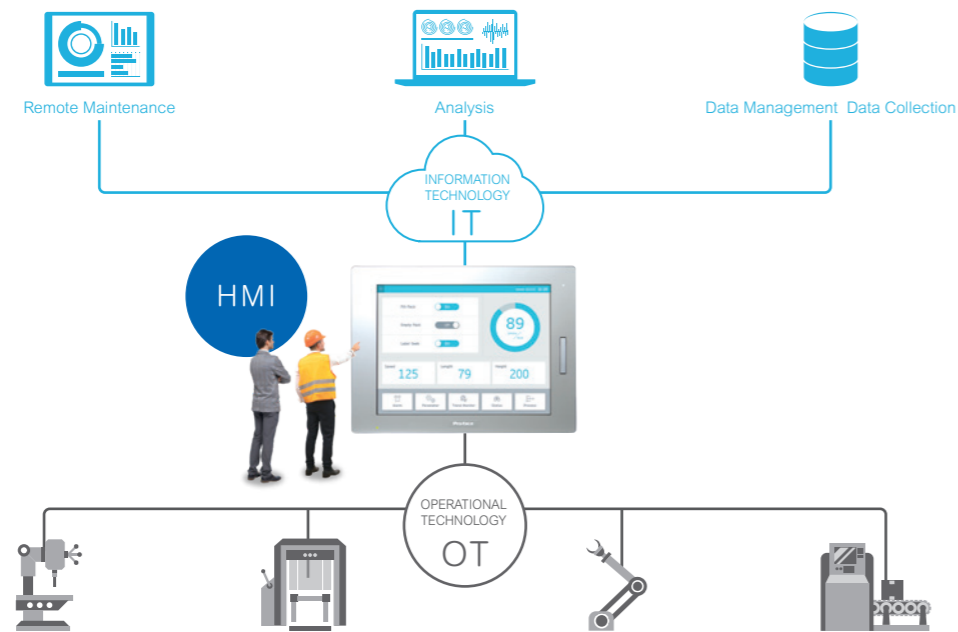


# Pro-face Brand Concept

## HMI Centric

### Pro-face Industrial IoT solution

Reposition the human in the center of the automation architecture. Interactive and intuitive operations help to make sharp and timely decisions by everyone - everywhere.



<p><b>High Flexibility</b></p> <p>OT / IT Connectivity</p> <p>Offer Scalable and Customizable</p> <p>Collaborative System</p>	<p><b>Simple Visibility</b></p> <p>Intuitive Layout Design</p> <p>Increasing Information Value</p> <p>Modern Visualization</p>	<p><b>Strong Reliability</b></p> <p>Robust and cyber secure Solutions</p> <p>Global Availability / Support / Training</p> <p>Effortless migration to innovations</p>
---	--	--

## Virtual Showroom

Unique online experience that allows you to explore and interact with our latest products and solutions from the comfort of your place.

## Customization and Services

**High Flexibility** Offer Scalable and Customizable

We provide a range of useful services for our customers. If services not stated in the list below are needed, we'll make every effort. For details, please contact your local Pro-face sales representative.

### Basic Menu

<p>Reduce engineering set-up time</p> <p><b>Kitting</b></p>	<p>The better design suits your machine</p> <p><b>Logo, overlay, and label</b></p>	<p>Resistant to harsh environment</p> <p><b>Coating</b></p>
---	--	---

## World Wide HMI Specialist Support

**Strong Reliability** Global Availability / Support / Training

We endeavor to deliver the best support worldwide



- |              |                |            |                       |                       |
|--------------|----------------|------------|-----------------------|-----------------------|
| 01 Japan     | 07 Taiwan      | 13 America | 19 Denmark and Sweden |                       |
| 02 Australia | 08 Thailand    | 14 Brazil  | 20 France             |                       |
| 03 China     | 09 Vietnam     | 15 Canada  | 21 Germany            |                       |
| 04 India     | 10 Indonesia   | 16 Mexico  | 22 Italy              | 25 Spain and Portugal |
| 05 Korea     | 11 Philippines | 17 Austria | 23 The Netherlands    | 26 Switzerland        |
| 06 Singapore | 12 Malaysia    | 18 Belgium | 24 Poland             | 27 United Kingdom     |

# Success Story

Why choose Pro-face

## Industrial PC PS6000


FDA



IRM manufactures tablet presses, capsule filling machines, and granulation equipment for pharmaceutical, nutraceutical, and aligned industries.


### Background and Challenges (IRM Enterprises)

Now pharmaceutical companies are becoming more demanding because they are big and going for regulatory markets like USFDA, UK MHRA, and EU GMP. They want the machines to be 21 CFR Part 11 compliant, which was impossible with the HMI + PLC because this system requires more reliable hardware and software hence the need for IPC (Windows) + SCADA (BLUE Open Studio) + their application.




Versatility

A wide range of displays with multi-touch operation, and has many configurable tools.



Reliability

A very robust terminal, which can handle multi-tasking, take multiple loads.



Support

Support is very good and responses are very fast.

## Advanced HMI SP5000X

Outdoor



Kawasaki Kiko Co., Ltd., a comprehensive manufacturer of tea production and harvesting machines with the top market share in this field, successfully implemented a next-generation project.


### Background and Challenges (Kawasaki Kiko)

Next-generation machines must be more efficient and autonomous. In the past, devices used microcontroller-integrated LCD screens. However, HMI would better suit switch operation and operation display. Furthermore, the latest IoT makes use of the cloud, but incorporating such functionality in a machine running in fields would likely be a significant challenge.



Effectivity

Usual 3-year development time was reduced by 75% to around 1 year.



Operability

Operability improved by 200% by using a bright display and remote monitoring.



Readability

Maintenance efficiency increased by 30% through HMI specialist support.

## Basic HMI ST6000


Food



Good Life Technologies Pvt. Ltd. was founded in 2007 and manufactures bakery machines. The company provides remote services for maintenance and support of these machines, leading to significant time and cost savings by eliminating the need to dispatch service staff.

### Background and Challenges (IRM Enterprises)

When exporting manufactured machines, it was necessary to dispatch staff to provide services and support, which took a lot of time and money.




Simply

Easy tag integration with PLC, and simply giving an internet connection to the machine from the factory.



Reliability

Pro-face, being a pioneer brand in HMI and cyber-secure solutions can be provided to customers around the world.



Aesthetic


Aluminum front panel and highly customizable design with 16 million color variations.

## Migration

Paper Machine



KAWANOE ZOKI CO., LTD. has been manufacturing paper machines and paper processing machinery since its founding and boasts an 80% share of the domestic market for household tissue-making machines.



### Effortless Migration and HMI updating

The equipment we develop is designed to be used for a long period (10 to 20 years), but in some cases, the customer has a need to update the HMI, so the ease of migrating the HMI is essential. Migration tools such as project converters, accessories, conversion cables, etc., are fully equipped and updated without any problems. Another point that makes it easy to migrate is the fact that both analog and matrix touch panel types can be selected and the operability of the equipment can be inherited and migrated. This is undoubtedly one of the reasons why we have continued to use Pro-face HMI since its introduction in 1992.

# HMI Centric Architecture reduces engineering efforts.

HMI Centric Architecture, the solution to problems associated with designing and developing your equipment, and save your time and effort in developing your system. Difficult work made easy with Pro-face as your partner.



## IT (Information Technology)

Enable the IT system architectures to build secure robust remote solutions quickly.

- Empower Your Operations with Secure Cloud Data Upload

Learn more
- Enabling cloud services in a secure and easy to implement way

Learn more
- Simple and easy data management with remote SQL database

Learn more
- Simplified build secure networking

Learn more
- Remote monitoring services using a popular Cloud service

Learn more
- Simple, Secure & Robust Secure Remote Maintenance

Pro-face Connect

Learn more
- Simple and Secure Remote Maintenance

Learn more

## Smart Device

Empower the human workforce by improved exportability utilizing smart devices.

Effective Mobile operations

Learn more

## OT (Operational Technology)

Collect and visualize and Utilize various data from OT devices efficiently.

- Simplified and efficient data exchange with IO-Link master units

Learn more
- Easy and Simple connectivity and visualization of FANUC CNC

Learn more
- Smart security with face recognition

Learn more
- Empower Operators with Network camera

Learn more
- Effective Traceability with RFID reader

Learn more
- Enhance Security with ID Card (NFC) reader

Learn more
- Collaboration

Visualization of Robot Information with HMI + Yaskawa Robot / Servo / Machine Controller.

Learn more
- Collaboration

Efficient operation by High integration with IAI ELECYLINDER

Learn more



# HMI Selection Guide

HMI Selection Guide helps you find the ideal HMI for your specific needs.

Data	Simple Machine	Complex Machine	Line management	Edge Box
++++				
+++				
++				
+				

**Edge Box** Open Studio BLUE GP-Pro EX

- Edge Box PC / Edge Box HMI / Gateway Box
- Multi Converter

**Industrial PCs** Open Studio BLUE GP-Pro EX

- PS6000 Series (Core i7 / Core i5 / Core i3 / Celeron / Atom)

**Advanced HMI** GP-Pro EX

- SP5000 Series (Modular)
- GP4000 Series (Standard)
- SP5000X Series (Outdoor)
- SP5000 Series + Options (HMI + Control)

**Basic HMI** BLUE GP-Pro EX

- ST6000 Series
- STC6000 Series (HMI + Control)
- STM6000 Series (22mm Hole Mounting)
- STW6000 Series (Web HMI)
- LT4000M Series (HMI + Control / 22mm Hole Mounting)

**Compact HMI** GP-Pro EX

- GP4100 Series

**Entry HMI** GP-Pro EX








- ET6000 Series

Please get in touch with your local Pro-face Office to confirm availability and support in your Country.

# Lineup Specification

		Edge Box			IPC			Advanced		
		Edge Box PC	Edge Box HMI	Gateway Box	PS6000			SP5000	SP5000X	GP4000
					Advanced	Standard	Basic	Modular	Outdoor	Standard
HMI Software		BLUE Open Studio, BLUE, WinGP(GP-Pro EX), AVEVA System Platform *Except for Basic	BLUE Open Studio	BLUE	BLUE Open Studio, BLUE, WinGP (GP-Pro EX), AVEVA System Platform *Except for Basic			GP-Pro EX		
Related Software / License	Remote Monitoring	Thin Client License (BLUE Open Studio), Web Viewer License (BLUE), Pro-face Remote HMI (WinGP)	Thin Client License	Web Viewer License	Thin Client License (BLUE Open Studio), Web Viewer License (BLUE), Pro-face Remote HMI (GP-Pro EX<WinGP>)			Pro-face Remote HMI		
	Remote connection service	Pro-face Connect			Pro-face Connect			Pro-face Connect		
Feature	Integrate Windows Apps	Yes	No		Yes			Yes	No	
	Protocols IT	HTTPs, OPC-UA, MQTT, HTML, XML, ODBC, ADO		OPC-UA (Sever)	HTTPs, OPC-UA, MQTT, HTML, XML, ODBC, ADO			-		
Visualization	Size	Only BOX			12", 15", 12"w, 15"w, 19"w, 22"w	12", 15" 10"w, 12"w, 15"w, 19"w, 22"w		10", 12", 15" 7"w, 10"w, 12"w, 15"w, 19"w	7"w, 12"w, 15"w	3.5", 5.7", 7.5", 10.4", 12.1" 7"w
	Resolution, color				+++			++		+
	Performance				High			High		Standard
Operation	Touch operation				+++			++		+
Connectivity	IT (Ethernet)	2			2			2		1
	OT (Serial, USB, Fieldbus)	+++	++		+++			+++		++
	I/O	Yes (Option)	No		Yes (Option)		No	Yes (Option)		No
	Data backup operation	+++	+		+++			++		
Data handling	Storage	HDD/SSD x 1 or M.2 SSD x 1 HDD/SSD x 1 or M.2 SSD x 2 SD card x 1	Local Storage		M.2 SSD x 1 HDD/SSD x 2	M.2 SSD x 1 HDD/SSD x 1	M.2 SSD x 2 SD card x 1	SD x 1 or SD x 2 or CFast	SD x 2	SD x 1
Environment	Environment resistance	+			+			++		+++
	Certification (Haz Loc, ATEX, Marine)	++	+		++			+++		++

# Lineup Specification

		Basic					Compact	Entry	
		ST6000	STM6000	STC6000	LT4000M	STW6000	GP4100	ET6000	
		Standard	22mm Hole Mounting	HMI + Control	HMI + Control 22mm Hole Mounting	WEB HMI			
									
HMI Software		BLUE	GP-Pro EX	BLUE	GP-Pro EX	-	GP-Pro EX	GP-Pro EX	
Related Software / License	Remote Monitoring	Web Viewer License	Pro-face Remote HMI	Web Viewer License	Pro-face Remote HMI	Pro-face Remote HMI	-	Pro-face Remote HMI	
	Remote connection service	Pro-face Connect					-	-	Pro-face Connect
Feature	Integrate Windows Apps	No						No	No
	Protocols IT	OPC-UA (Sever)	-	OPC-UA (Sever)	-		-	-	
Visualization	Size	4"w, 7"w, 10"w, 12"w, 15"w	4*w, 7*w, 10*w, 12*w, 15*w 5.7", 10.4"	4*w, 7*w	5.7"	3.5", 5.7"	4*w, 7*w, 10*w, 12*w, 15*w	4*w	7*w, 10*w, 12*w, 15*w
	Resolution, color	++				+	++	++	++
	Performance	Standard						Standard	Standard
Operation	Touch operation	+						+	+
Connectivity	IT (Ethernet)	2 (4*w, 5.7", 10.4":1)		2	1		0 or 1	1	
	OT (Serial, USB, Fieldbus)	++			+++		-	+	+
	I/O	No			Yes		-	-	-
	Data backup operation	+					-	+	+
Data handling	Storage	Local Storage	SD x 1 (Only 10.4")	Local Storage	0		-	0	0
Environment	Environment resistance	+						+	+
	Certification (Haz Loc, ATEX, Marine)	+	++		+	+++	+	+++	+

## Edge Box

Easy and efficient connecting OT and IT in various needs

Pro-face Edge Box is a powerful solution designed to bring intelligence and connectivity to the edge of your industrial operations. It seamlessly integrates various industrial systems, allowing you to gather, visualize, and utilize data from multiple sources. Its compact and rugged box design ensures reliable performance in harsh industrial environments. Experience the power of edge computing with Pro-face Edge Box and unlock new possibilities for your industrial processes.



# Edge Box

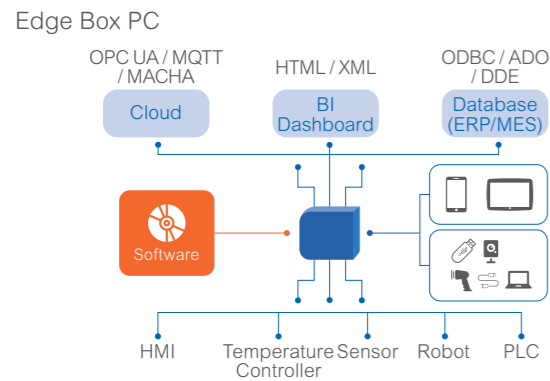
## Step Towards Smart Manufacturing

Pro-face Edge Box has industry-leading connectivity that enables collecting and utilizing data from various devices in various locations. Depending on your needs, you can choose the best-in-class data-collecting device from our wide range of lineups. Just add the Pro-face Edge Box; no need to change the current design. Let's start Smart Manufacturing with Pro-face Edge Box right now.

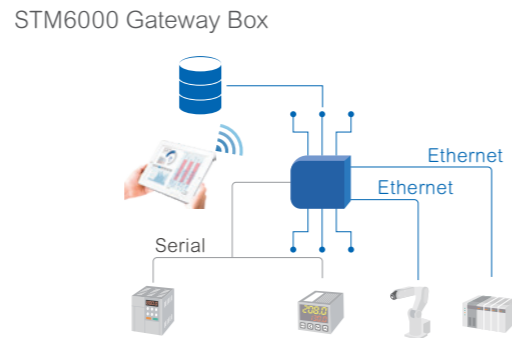


*Smart Gateway*

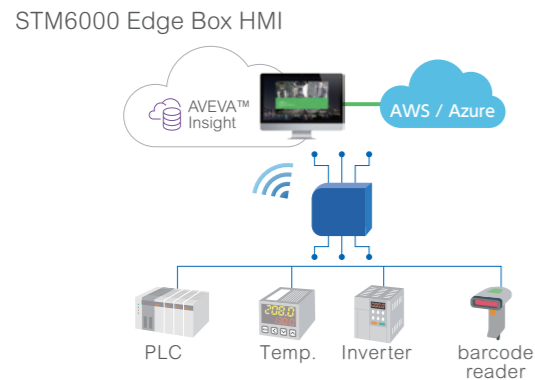
### Application Integration



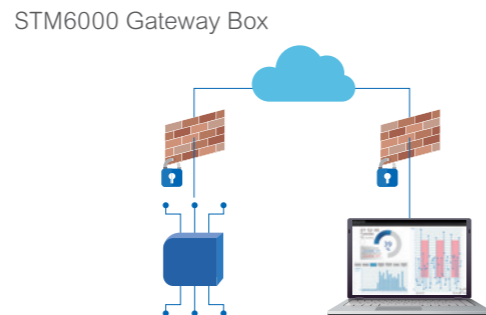
### Data Generator



### Get ready for Cloud service



### Secure Access Point



	Model No	Description	Software	Data management / Scheduler / Trend	OT Protocols	IT Protocols
Edge Box PC	PFXP67Bxxxxxxxxxx	PS6000 Series Box Module	BLUE Open Studio 2020 or later	Math task / Event logger with database	158 available communication drivers	HTTPs, OPC-UA, MQTT, HTML, XML, ODBC, ADO, DDE
	PFXP65Bxxxxxxxxxx					
	PFXP63Bxxxxxxxxxx					
	PFXPC7Bxxxxxxxxxx					
	PFXP6DBB0NAxxxxxxx					
Edge Box HMI	PFXSTM6B00DIOT	Edge Box HMI + Din Rail accessory, HMI Runtime 500 tags, One connection Mobile Access	BLUE Open Studio 2020 SP2 or later		11 available communication drivers	
Gateway Box	PFXSTM6B00D	Basic Gateway HMI Runtime Web Viewer License	BLUE 3.2 or later	-	76 available communication drivers	OPC-UA (Sever)

# Industrial PCs (IPCs)

## Enhance Industrial Automation with Edge Computing

Pro-face IPCs offer powerful industrial PCs designed to meet the demands of edge computing applications. These rugged and reliable IPCs provide highperformance computing capabilities at the edge, enabling real-time data processing and analysis. With a focus on connectivity, security, and scalability, Pro-face IPC is ideal for deploying edge intelligence in industrial automation and control systems.







Industrial PC



# PS6000 Series

BLUE Open Studio

BLUE

GP-Pro EX (WinGP)



Windows

Expand and enhance machine operability with the most reliable PC-based architecture experience.

PS6000 from the HMI leader: Robust as a terminal, Open and High-performant as a PC, even more economical.

Size	22" Wide	19" Wide	15" Wide	15"	12" Wide	12"	10" Wide	Box
I/F	COM	LAN	USB	Expansion slots	Slot-in Options			

## New Experience

## Highly Flexible HMI with Industrial PC

Industrial PC PS6000 Series is powerfully suited for individuals seeking to design highly flexible HMIs. You can find the ultimate solution for your HMI design needs.

### Easy IT Connectivity



Address various connectivity requests without programming

- IT connectivity
- Connecting various OT devices
- Barcode readers and cameras, etc..

### Improved machine operability



Machine UX undergoes a dramatic transformation by utilizing Windows applications

- PDF
- Video
- Photo
- browser
- Storage capacity of more than 128 GB, providing peace of mind.

### Quality and global support from HMI specialists



From the HMI specialists Pro-face, the PS6000 designed in Japan realizes a reliable PC-based architecture experience with reliable testing and simulation from the development stage.

### Flexible configuration



From a rich modular catalog, it is easy to change modules to be flexible to meet various needs.



## New Experience for Automation Engineers and Machine Design Engineers

A rich modular catalog and a strong background of customization service. To run any software, including pre-installed bundles. Easily selected with new Product Configurator and with quick delivery.

### Software

[Java](#)
[.NET](#)
[C++](#)
[Raid](#)
[Thin client](#)
[Security](#)
[MS Office](#)
 etc.

**COST DOWN**

**TIME SAVE**

**QUICK DELIVERY**

### BOX

Advanced Box

- Core i7
- Core i5
- Celeron



Standard Box

Core i3



Basic Box

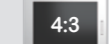
Atom



### Display

Resistive multi touch

- 12"
- 15"
- 4:3



Capacitive multi touch

- 10" Wide<sup>1</sup>
- 12" Wide
- 15" Wide
- 19" Wide
- 22" Wide
- wide



### Options

**HDD / SSD**  
Slot-in design

**Interfaces**  
Slot-in design

**PCI / PCIe<sup>\*2</sup>**  
Slots module

<sup>\*1</sup> 10" Wide is available with only Standard Box. <sup>\*2</sup> PCI / PCIe is supported for only Advanced Box.

## A new Experience for Operators and Production Managers

High-performance with the latest CPU and Innovative display for smart manufacturing. To run securely, on most demanding industrial environments.


- Standard mode
- Glove mode
- Water Detection mode

Quickly change display type for operators situation with configuration.




## A new Experience for Maintenance Specialists

Smart maintenance to reduce downtime and improve productivity. Long Term Peace of Mind thanks to long availability, global support and training.



Quick Response



Special Support



Quick Deliver

For more information



		Advanced			Standard	Basic		
		PFXP67 xxxxxxxxxxxx	PFXP65 xxxxxxxxxxxx	PFXP6C xxxxxxxxxxxx	PFXP63 xxxxxxxxxxxx	PFXP6DxB0NA xxxxxxx	PFXP6AxB0NA xxxxxxx	PFXP6BxB0NA xxxxxxx
Model No								
CPU		Core i7	Core i5	Celeron	Core i3	Atom		
Core		4		2		4	2	
DIM		8 - 32GB		4 - 16GB	8 - 32GB	8 GB		4GB
Supported OS		Windows10 IoT Enterprise 2019 LTSC (64bit) or Windows10 IoT Enterprise 2021 LTSC (64bit)				Windows10 IoT Enterprise 2021 LTSC (64bit)		
Storage		M.2 SSD × 1 2.5" HDD / SSD × 2		M.2 SSD × 1 *1 2.5" HDD / SSD × 1	M.2 SSD × 2 *2 SD card × 1			
Interface	COM	RS-232C × 1 Connector: D-Sub 9-pin (plug)			RS-232C/422/485 × 2 Connector: D-Sub 9-pin (plug)			
	Ethernet	IEEE1588, 10 BASE-T/ 100 BASE-TX/ 1000BASE-T, Wake-on-LAN (WOL) supported Connector: Modular jack (RJ-45) × 2						
	USB Type A	USB 3.0 (Type A) × 2, USB 2.0 (Type A) × 2			USB 3.1 Gen1 (Type A) × 2			
	USB Type C	USB 3.0 (Type C) × 1			USB 3.1 Gen1 (Type C) × 1			
	DisplayPort	Version: V 1.2, dual mode (DP++) supported Resolution: Up to 4,096 x 2,304 pixels at 60 Hz						
	Option I/F	2 slots (Slot-in)			1 slot (Slot-in)			
	SD card	-			SD card slot (storage) × 1, SDXC UHS-I supported			
	Expansion Slots	PCI × 1 + PCIe × 1 / PCIe × 2 / PCI × 2			-			
Input voltage		AC: 100 to 240 Vac DC: 24 Vdc			12 to 24 Vdc			
Structure		IP66F, IP67F, UL 50/50E, Type 1, Type 4X (indoor use only), Type 13						
Certifications		CE, UKCA, cULus, cULus Class 1 Division 2, RCM, KC, EAC, ATEX / IECEx, DNV-GL, RoHS, WEEE * Please check the webpage for the latest certification						

\*1 will be supported later \*2 When installing the second M.2 SSD, the interface option cannot be installed except for the M.2 WiFi/Bluetooth module.

Choose a display to suit your needs

Size	12"	15"	10" W*	12" W	15" W	19" W	22" W
Resolution	XGA 1024 x 768		WXGA 1280 x 800		FWXGA 1366 x 768	Full HD 1,980 x 1,080	
Display colors	16 million colors						
Touch Panel	Resistive Multi-touch 2 points		Capacitive Multi-touch 2 points with optimized noise filter				
Touch Mode configuration	Not applicable, because of resistive analog touch panel		Yes Standard mode, Glove mode, Water detection mode				
Front USB	USB Type A × 1		-				

\* 10" wide is not supported for advanced Box.



Flexible configuration

From a rich modular catalog, it is easy to change modules to be flexible to meet various needs. It is easy to find your favorite configuration and helps reduce design work hours.

PS6000 Product Configurator



# Advanced HMI

## The Power of Expandability

The Pro-face Advanced HMI is a high-performance HMI device designed to meet a wide range of industrial automation needs. It offers a variety of displays and boxes to suit different environments and applications. With its emphasis on expandability, the Advanced HMI provides flexibility for future system upgrades and customization. This makes it a versatile and adaptable solution for diverse industrial settings.





Advanced (Modular HMI)



# SP5000 Series **GP-Pro EX**

## Flagship model achieving high performance and robust network security

The SP5000 series is an HMI that provides information quickly and efficiently, and promotes "smartification" of your factories.

Size	19" Wide	15" Wide	15"	12"	12" Wide	10"	10" Wide	7" Wide
I/F	COM	LAN	USB	SD	CFast	DVI-D		

# Performance



Advanced (Outdoor HMI)



# SP5000X Series **GP-Pro EX**

## An outdoor HMI that is visible under sunlight, and resists extreme environment

SP5000X is suitable for multiple applications under harsh environmental conditions including use in special purpose vehicles such as firetrucks and construction equipment; parking lots and gas stations; and the oil and gas industry.

Size	15" Wide	12" Wide	7" Wide	
I/F	COM	LAN	USB	SD

# Extreme



## Module Configuration

SP5000's module structure makes it easy to change display size according to customer demands. No configuration changes to the project file are required, and display boxes can be easily converted. Premium Display also supports automatic screen scaling.



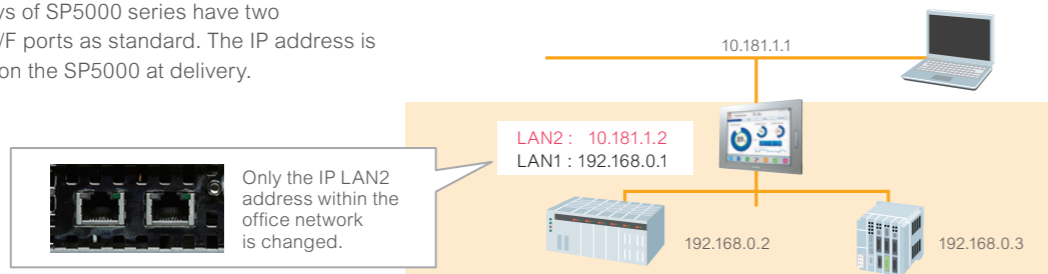
## Improve Maintenance efficiency

Modular construction and storage mounts included for the main unit make maintenance easy to perform with SP5000 in a short amount of time. For example, by replacing the display unit alone or just the box, you can eliminate the costs for spare parts.

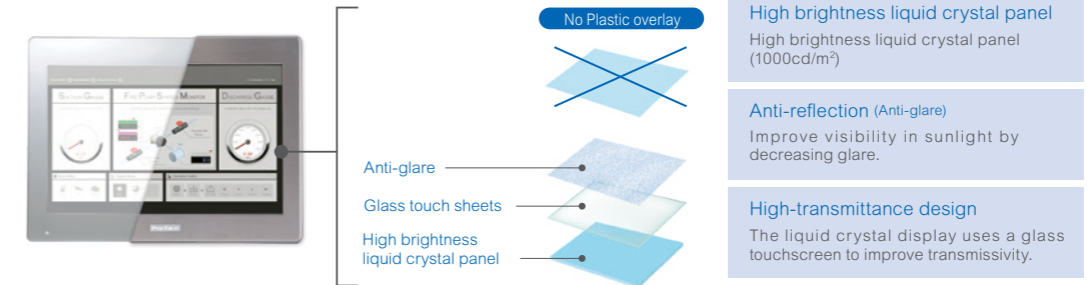


## Network segmentation

All displays of SP5000 series have two Ethernet I/F ports as standard. The IP address is changed on the SP5000 at delivery.



## Sunlight Readable



## Robustness

### UV Protection

Improve UV protection and prevent deterioration by replacing plastic components that are exposed to sunlight with metal or glass.



## Environmental Resistance



### Sufficient against Vibration/Shock

We do apply IEC60068-2-6 or IEC60068-2-27 in stead of IEC61131-2 test which is typically used for factory automation devices. Because they are more suitable for earth moving machines, or generators or compressors which use engines to operate machines.



### Operating temperature: -30°C to 70°C

Can be used in harsher environments without the need for anti-frost heaters or fans and cooling systems.



### Dust and waterproof

Compatible with IP66F, IP67F, Type 4X (indoor and outdoor use) allowing for use in harsh outdoor conditions.

\* Display Module : 7" w and 12" w: 2G / 40G, 15" w: 1G / 15G  
Box Module : follow the connected Display Module.

\* Display Module : 7" w: -30 to 65°C, 12" w: -30 to 70°C, 15" w: -20 to 60°C  
Box Module : follow the connected Display Module.

# SP5000 Lineup / Specification



For more information



Display Modules	Premium Display					Advanced Display				
	SP-5800WC	SP-5700WC	SP-5700TP	SP-5660TP	SP-5600TP	SP-5500TP	SP-5600TA	SP-5600WA	SP-5500WA	SP-5400WA
Model No	PFXSP 5800WCD	PFXSP 5700WCD	PFXSP 5700TPD	PFXSP 5660TPD	PFXSP 5600TPD	PFXSP 5500TPD	PFXSP 5600TAD	PFXSP 5600WAD	PFXSP 5500WAD	PFXSP 5400WAD
Display Size	19" wide	15" wide	15"	12"		10"	12"	12" wide	10" wide	7" wide
Resolution	1,366 x 768 pixels (FWXGA)		1,024 x 768 pixels (XGA)			800 x 600 pixels (SVGA)	1,024 x 768 pixels (XGA)	1,280 x 800 pixels (WXGA)		800 x 480 pixels (WVGA)
Display colors	16 million colors					262,144 colors				
Touch Panel Type	Projected Capacitive (5 points multi-touch)		Resistive Film (analog, 2 points multi-touch)				Resistive Film (analog)			
Front USB	Yes					No				
Brightness Sensor	Yes					No				
Auto Scaling	Yes					No				
Input voltage	12 to 24 Vdc									
Structure	IP65F, IP67F, Type 1									
Certifications *1	CE, UL / cUL, UKCA, UL / cUL for Haz Loc, UKEX, RCM, KC, EAC, Marie, RoHS, WEEE									

\*1 Please check the webpage for the latest certification

Box Modules	Open Box		Power Box		Standard Box	
	SP-5B41		SP-5B10		SP-5B00	
Model No	PFXSP5B411 / PFXSP5B412		PFXSP5B10		PFXSP5B00	
Memory	Application memory	Media	CFast Card		SD Card	
		Screen Area	64MB			
		User Font Area	No Upper Limit		8MB	
		Logic Program Area	None		132KB	
	Removable System		Yes		No	
	Backup memory	Screen Area	NVRAM 320KB or CFast / SD Card (storage) 5MB		NVRAM 320KB	
		Variable Area	NVRAM 64KB			
Battery		None*1				
Interface	COM	RS-232C / 422 / 485 x 2 Connector: D-Sub 9-pin (plug)			RS-232C x 1, RS-422 / 485 x 1 Connector: D-Sub 9-pin (plug)	
	Ethernet	IEEE802.3i / IEEE802.3u / IEEE802.3ab, 10 BASE-T / 100 BASE-TX / 1000BASE-T, Connector: Modular jack (RJ-45) x 2				
	USB (Type A)	USB 2.0 (Type A) x 3		USB 2.0 (Type A) x 2		
	USB (mini-B)	USB 2.0 (mini-B) x 1				
	SD card	SD Card Slot (Storage) x 1		SD Card Slot (System) x 1 SD Card Slot (Storage) x 1		SD Card Slot (Storage) x 1
	Expansion unit	-		Fieldbus Unit x 1 (PROFIBUS / J1939 / CANopen / FLEX NETWORK)		-
	Sound output	Speaker Output : 300mW or more, LINE Output : 1.4Vp-p Connector : 2-piece terminal block (AUX) x 1		Speaker Output : 300mW or more, LINE Output : 1.4Vp-p Connector : 2-piece terminal block (AUX) x 1		-
	AUX output	Alarm Output or Buzzer Output x 1		Alarm Output or Buzzer Output x 1 Rated Voltage: 24 Vdc, Rated Current: 50 mA or less Connector: 2-piece terminal block (AUX) x 1		-

\*1 When no power is supplied for 100 days or more, it's necessary to additionally mount this option item to retain RTC (clock data).

# SP5000X Lineup / Specification



For more information



Display Modules	SP-5790WA	SP-5690WA	SP-5490WA
Model No	PFXSP5790WA / PFXSP5790WADF0H	PFXSP5690WA / PFXSP5690WADF0H	PFXSP5490WA / PFXSP5490WADF0H
Display Size	15.6" wide	12.1" wide	7" wide
Resolution	1,366 x 768 pixels (FWXGA)	1,280 x 800 pixels (WXGA)	800 x 480 pixels (WVGA)
Display colors	262,144 colors		
Touch Panel Type	Resistive Film (analog)		
UV Resistance	Cutoff: 99% or more (380 nm)		
Surrounding Air Temperature	-20 to +60 °C [-4 to 140 °F]	-30 to +70 °C [-22 to 158 °F]	-30 to 65 °C [-22 to 149 °F]
Corrosive gases	Free of corrosive gases Harsh environment model (Model numbers ending with "FOH") : IEC/EN 60721-3-3 Class 3C3		
Dust	0.1 mg/m3 (10-7 oz/ft3) or less (non-conductive levels)		
Shock resistance	12 to 24 Vdc		
Input voltage	12 to 24 Vdc		
Structure	IP66F, IP67F, Type 4X (indoor and outdoor use), Type 12, Type13 *1		
Certifications *2	CE, UL/cUL, UKCA, UL/cUL for Haz Loc, UKEX, RCM, KC, EAC, IECEX / ATEX, RoHS, WEEE		

\*1 Check the model number and product version (PV) on the product label. If the product version is "PV: 01" and only with one of the following model numbers, the protection level is IP66F. Model number: PFXSP5490WAD, PFXSP5690WAD

\*2 Please check the webpage for the latest certification

Box Modules	SP-5B90		
	PFXSP5B90		
Memory (When using GP-Pro EX)	Application memory	Media	SD Card
		Screen Area	64MB
		User Font Area	8 MB
		Logic Program Area	132KB
	Removable System		Yes
	Backup memory	Screen Area	NVRAM 320KB
		Variable Area	NVRAM 64KB
Battery		None*1	
Interface	COM	RS-232C / 422 / 485 x 2 Connector: D-Sub 9-pin (plug)	
	Ethernet	IEEE802.3i / IEEE802.3u / IEEE802.3ab, 10 BASE-T / 100 BASE-TX / 1000BASE-T, Connector : Modular jack (RJ-45) x 2	
	USB (Type A)	USB 2.0 (Type A) x 2	
	USB (mini-B)	USB 2.0 (mini-B) x 1	
	SD card	SD Card Slot (System) x 1 SD Card Slot (Storage) x 1	
	Expansion unit	Fieldbus Unit x 1 (PROFIBUS / J1939 / CANopen / FLEX NETWORK)	
	Sound output	Speaker Output : 300mW or more, LINE Output : 1.4Vp-p Connector : 2-piece terminal block (AUX) x 1	
	AUX output	Alarm Output or Buzzer Output x 1 Rated Voltage : 24 Vdc, Rated Current : 50 mA or less Connector : 2-piece terminal block (AUX) x 1	

\*1 When no power is supplied for 100 days or more, it's necessary to additionally mount this option item to retain RTC (clock data).



Advanced (Standard HMI)



# GP4000 Series *GP-Pro EX*



*Standard*

Varied and flexible lineup satisfying customers needs

Combines abundant functions with a broad line-up of versatile models to meet the specific needs of every customer.

Size	12.1"	10.4"	7.5"	7" Wide	5.7"
I/F	COM	LAN	USB	SD	Expansion unit(Video Unit)

## Widest line-up in the Pro-face brand

From classic to unique, we offer a wide range of choices to meet any application.



## Compatible with our legacy models

Data in GP-PRO/PBIII for Windows or later is convertible using project converter. Smooth transition to the latest models.



	Standard models						
	GP-4601T	GP-4603T	GP-4501T	GP-4503T	GP-4401T	GP-4301T	GP-4303T
Model	PFXGP4601T**	PFXGP4603TAD	PFXGP4501T**	PFXGP4503TAD	PFXGP4401TAD	PFXGP4301TAD	PFXGP4303TAD(isolation model)
Display Size	12.1"		10.4"		7.5"		5.7"
Rated Input Voltage	100...240 Vac / 24Vdc	24Vdc	100...240 Vac / 24Vdc	24Vdc		24Vdc	
Resolution	800 × 600 pixels (SVGA)		640 × 480 pixels (VGA)		320 × 240 pixels (QVGA)		
Display colors	65,536 colors (No blink) / 16,384 colors (Blink)						
Touch Panel Type	Resistive Film (analog)						
Application Memory	32MB				16MB		
Data Backup	SRAM 320KB						
Interface	RS-232C × 1, RS-422 / 485 × 1, Ethernet × 1 USB (Type A) × 1, USB (mini B) × 1, SD Card Slot × 1						
Structure	IP65F						
Rear Mount model (GP4000R)	Model:PFXGP4601TADR		Model:PFXGP4501TADR		Model:PFXGP4401TADR		Model:PFXGP4301TADR
External Video Unit-supporting Model	Product Name:GP-4621T Model:PFXGP4621TAA Model:PFXGP4621TAD (coating:Yes)		Product Name:GP-4521T Model:PFXGP4521TAA Model:PFXGP4521TAD (coating:Yes)				

\*\* : [AA] Analog touchscreen & AC power supply; [MD] Matrix touchscreen & DC power supply; [AD] Analog touchscreen & DC power supply; [MA], Matrix touchscreen & DC power supply.  
\* : GP-4\*03T:RS-485 (isolation)

## Basic HMI

Efficiency and Simplicity at Your Fingertips

Pro-face Basic HMI simplified design and essential features provide a cost-effective solution for basic requirements. Manufacturing simple machines also requires attractive aesthetics and visualization, which Pro-face Basic HMI delivers. Additionally, it caters to evolving customer requirements with features like IIoT integration and enhanced cybersecurity, ensuring your operations stay connected and secure.





Basic HMI (Standard)



# ST6000 Series

BLUE

GP-Pro EX



## Achieve a high level of visualization with the new basic HMI

The ST6000 series brings a new level of visualization to the Basic HMI market which no other basic product has accomplished.

*New Visualization*

Wide	Size	15" Wide	12" Wide	10" Wide	7" Wide	12" Wide	4" Wide	I/F	COM	LAN	USB
4:3	Size	10.4"	5.7"	I/F	COM	LAN	USB	SD			

## Refined

An innovative HMI with a sophisticated design that transforms simple machines.

### 16 Million Colors



Achieve the previously unimaginable and bring displays to life with 16 million colors.

### Attractive aesthetics



Manufacturing simple machines also requires attractive aesthetics and visualization. The metal frame gives the product a high-grade finish.


### Better Graphics and Font



Display beautiful fonts with anti-aliasing. Customize gradation and transparency to meet your needs.

## Simple & Easy

The simple design and interface help increase productivity and efficiency.



## Easy Migration

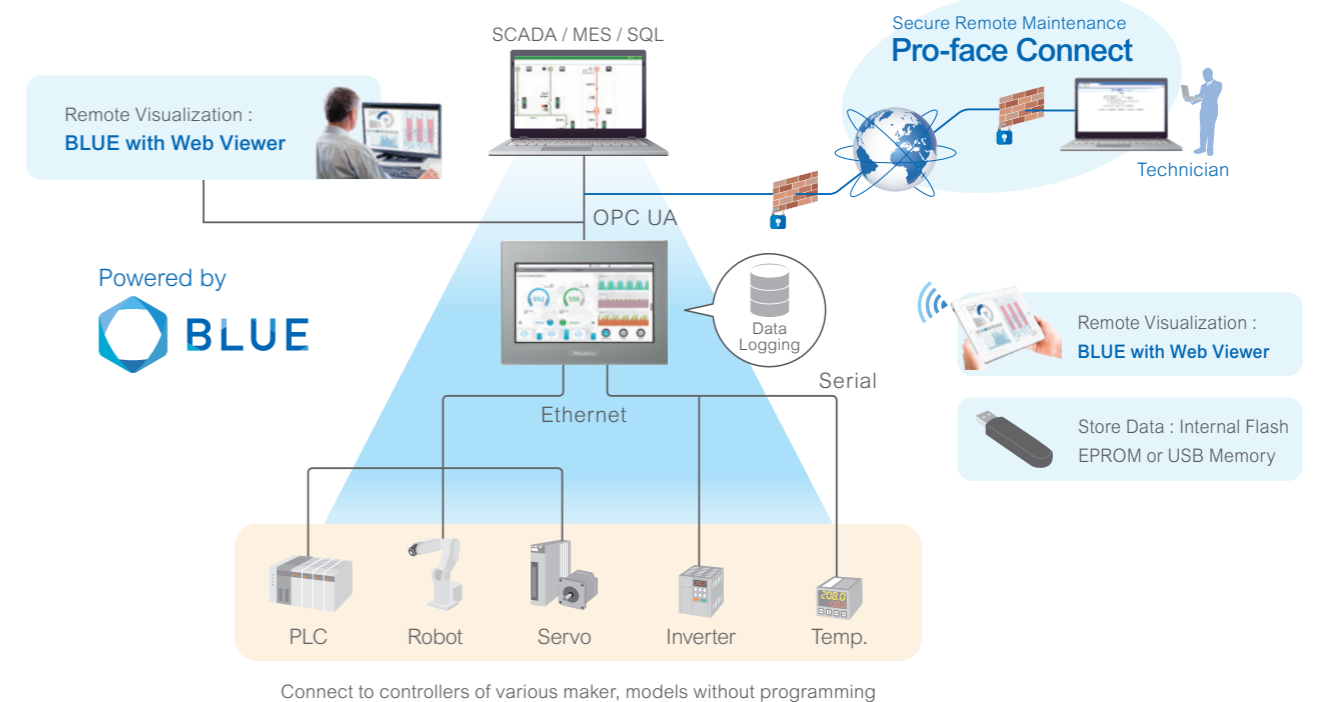


- Panel cut-out compatibility
- Utilize the current project data because of the same software (GP-Pro EX)
- Minimum modification to install new HMI (Compatible Interface) same interface and almost the same interface location



## Connected & Secured

Seamless and secured connectivity with various devices to enhance their flexibility and increase value.



Connect to controllers of various maker, models without programming




Basic HMI / 22mm Hole Mounting



# STM6000 Series

BLUE

GP-Pro EX



### Optimize operations and machine information.

STM6000 can also be installed easily as no tools are necessary and very fast with the unique push-button mounting system through a  $\phi 22$  mm circular hole.

*Installation*

Size	7" Wide	4" Wide	
I/F	COM	LAN	USB



Basic Web HMI



# STW6000 Series

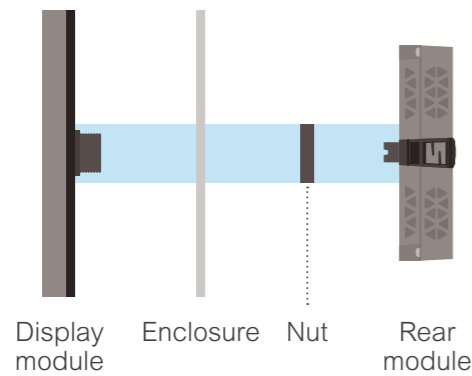
Many industrial automation devices support HTML5, which can be displayed on PCs, tablets, and smartphones. As a Web HMI, STW6000 can easily display HTML5 data from multiple devices. We are the HMI specialist, and the superior quality display, maintainability and robustness of our Web HMI meets the needs of simple machine applications for factory automation.



Size	15" Wide	12" Wide	10" Wide	7" Wide	4" Wide
I/F	LAN	USB			

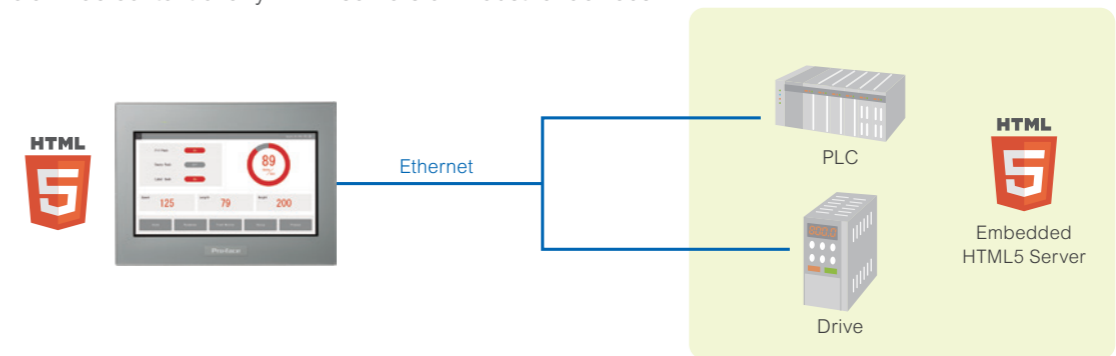
## Easy & Fast Installation

The product can be installed easily as no tools are necessary and very fast with the unique push-button mounting system through a 22 mm circular hole.



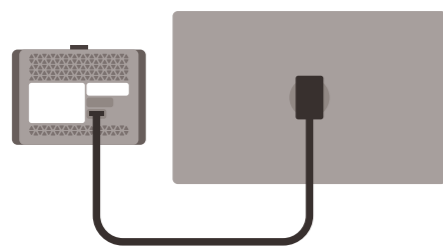
## Ready to use, no application to download

The panel with HTML5 Browser function enables: Easy display of the Title bar by a swipe gesture on top of the screen for full navigation. Access to Menu for configuration of different @ of Servers and Web HMI. Visualize all web content of any HTTP servers on industrial devices.



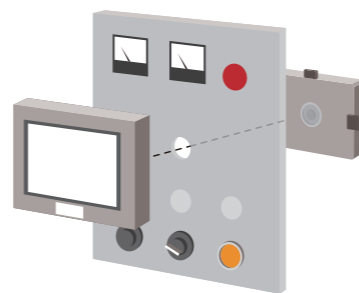
## Flexible Installation

Thanks to modularity design, for specific applications (space, temperature, or vibration constraints ) product can be separated with cable accessory 3m, 5m,10m to install the Display module on the panel door and the rear module on DIN rail with dock station adapter.



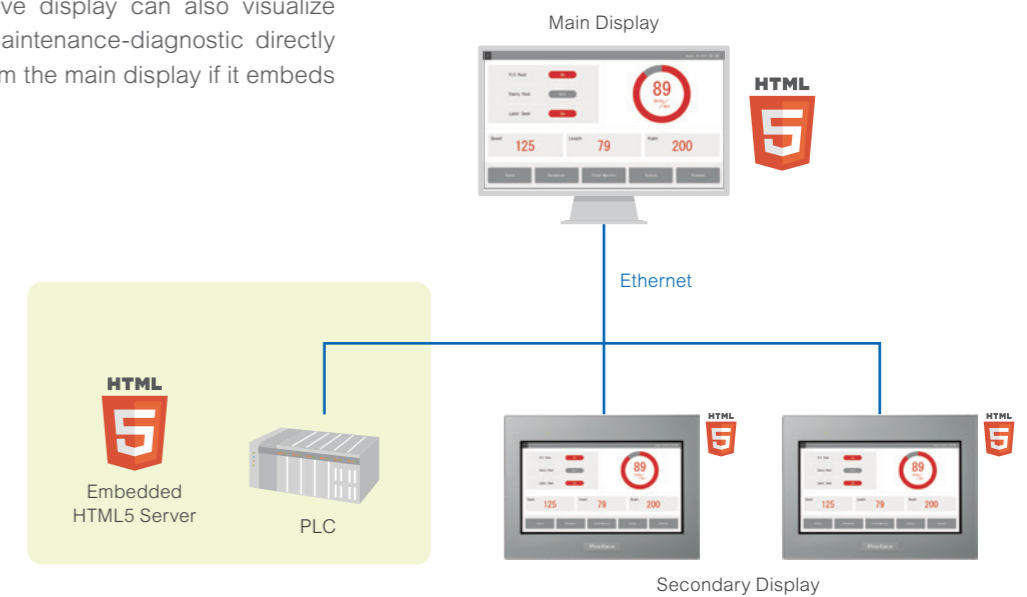
## Easy Maintenance

Spare part front & rear modules are available to replace the faulty part.



## Secondary Cost-effective Display

Secondary cost effective display can also visualize small information for maintenance-diagnostic directly from PLC Servers or from the main display if it embeds its own server.





# STC6000 Series

## All-in-one solution for saving space and boosting engineering efficiency

Hybrid HMI equipped with control function. Unmatched panel space-saving and engineering efficiency are achieved by combining built-in PLC functionality with an operator interface in single Software and Hardware.

Size 5.7"

I/F COM LAN USB DIO AIO EtherNet/IP



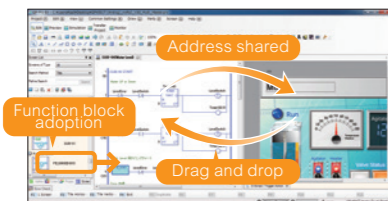
*efficiency*

## Connect your systems effortlessly and streamline your architecture with the STC6000

Say goodbye to complex setups and hello to simplified integration. Save valuable time and resources while achieving optimal performance.

Sink / Source  STC6000 Series  5.7" / VGA 262K colors  	Built-in I/O	DIO	Inputs : 16 Outputs : 16	High-Speed Counter / Pulse Catch Input •Single phase (4-point) •2 phase (1-point or 2-point)	Pulse / PWM Output 4-point
	Rear mounting	TM3		TM3(Max 2 units)	
	Extension mounting	TM3		Max.5m Transmitter(TM3XTRA1) Receiver(TM3XREC1)	TM3(Max 8 units)
	EtherNet/IP	EtherNet/IP Scanner		TM3BC (Max 32 adapters)	3rd Party Devices (Max 32 adapters)


### Simple & Easy



#### Engineering Time Saver

Screens and logic programs can be edited with the same software, and the same addresses or user-defined control symbols can be shared for screen parts and logic elements with drag-and-drop operation.

### Connected & Secured

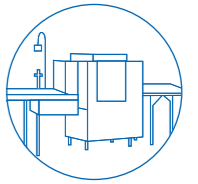


#### The Power of Expandability

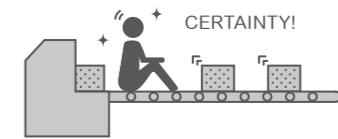
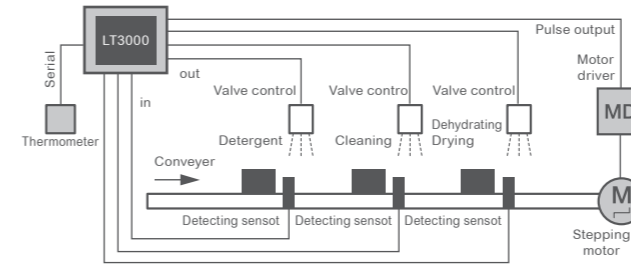
High connectivity with rich interfaces and user-friendly protocols allowing you to connect various devices with ease. Strong support for OT – IT integration and remote maintenance.

## 65 kHz Pulse Output (Standard feature)

Control the speed of a conveyor with a stepping motor. Connect directly to a temperature controller using serial communication to eliminate the need for a PLC.



Cleaning machine

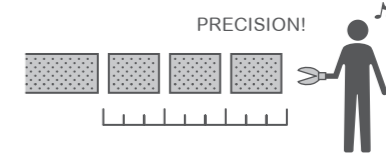
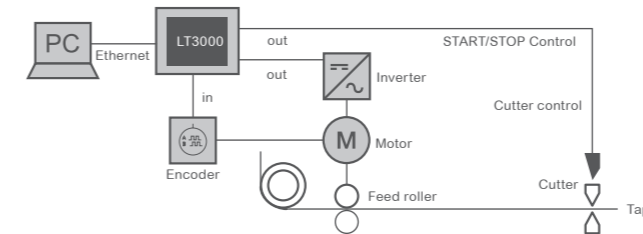


## 100 kHz High-Speed Counter (Standard feature)

Control an inverter by entering positional information with an encoder. Gather real-time production information and control with precision.

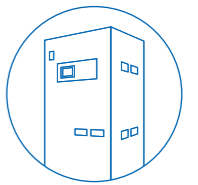


Packing machine

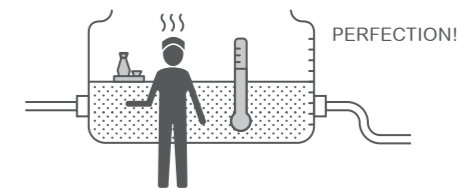
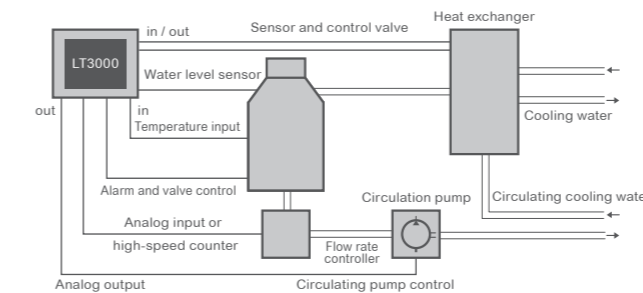


## Analog Input / Output (EX Module)

Control the flow to a tank or its temperature with analog I/O and temperature inputs. Even with reduced space, interactive operation is improved with the touch panel.

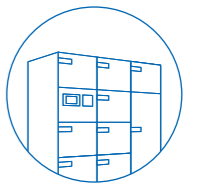


Coolant Circulator

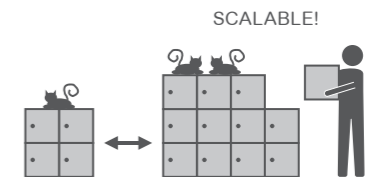
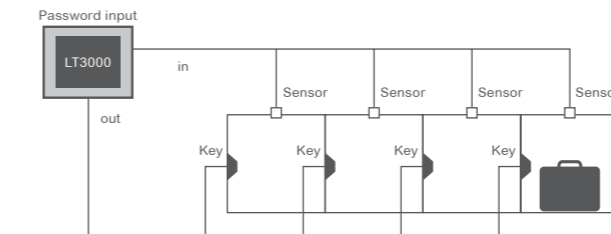


## DIO Expansion Module (EX Module)

Expansion modules enable adding I/O as the number of lockers increases. Of course, with password keys you can lock and unlock lockers.



Delivery lockers







Basic HMI + Control / 22mm Hole Mounting



# LT4000M Series **GP-Pro EX**

## Hybrid display with control function

Since the release of the world's first controller with display (CGP model) in 1996, our products have gained a reputation for enabling customers to save space as well as equipment costs.

Size	5.7"	3.5"				
I/F	COM	LAN	USB	DIO	AIO	CANopen



*Flexible*



Compact HMI



# GP4100 Series **GP-Pro EX**

## Compact, but Pro-face DNA is inherited.

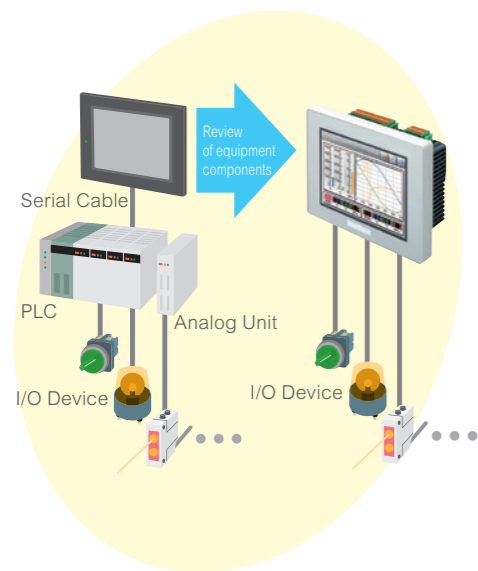
A compact HMI, GP4100 Series Color Model that has achieved high specifications, utilization of various software and high connectivity has joined the product lineup. Its display area is twice as large and its resolution is eight times as powerful as the monochrome model. Ready for the age of IoT, this compact HMI can collect data using a network and remotely monitor devices with a tablet.



*Compact*

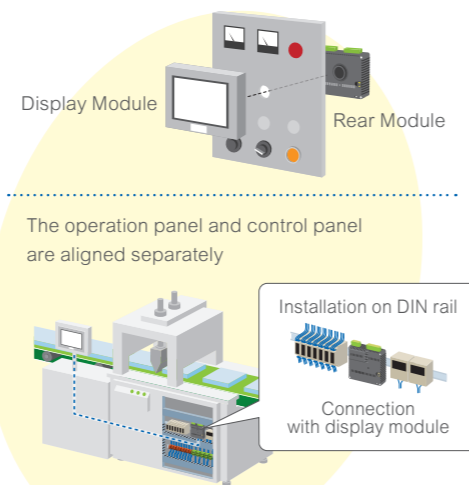
## Simple design without PLC

Connectivity with a range of devices.



## Easy to create control panels


Easily retrofittable, requiring only 22φ circular mounting holes



Product Name	Length	Model
Display module	3m	PFXZXMADSM31
/Rear module separation cable	5m	PFXZXMADSM51

## Create systems with reduced wiring using remote I/O.

Compatible with European standard CANopen. Communicate with CANopen compatible slave units with LT as master

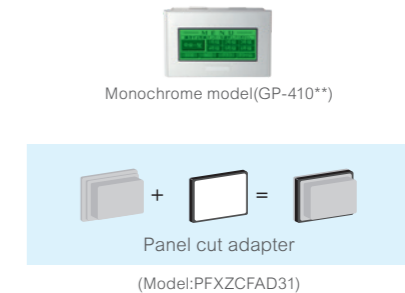


## Small-sized HMI but no compromises visibility or operability

With a resolution of 480 x 272 pixels, information is finely displayed despite the limitations of space.

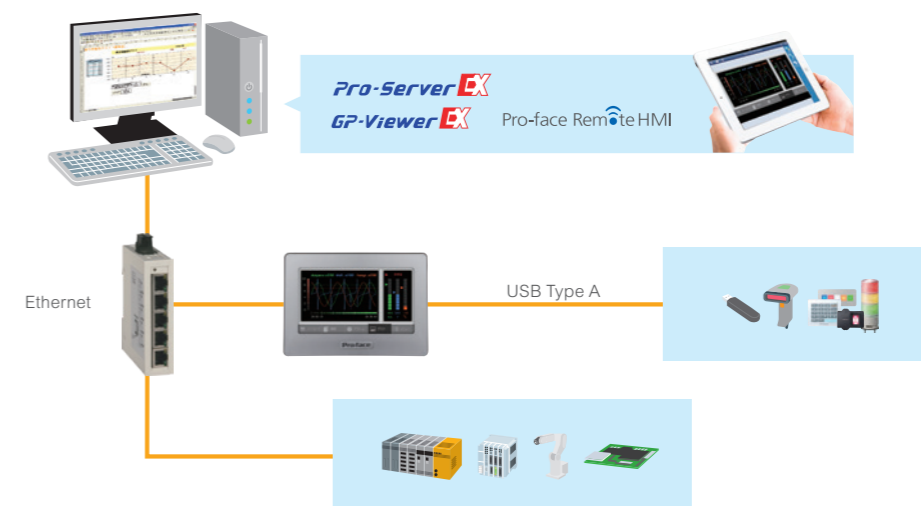
And more... **65,536** color display

Panel cut same as monochrome model



## Connectivity with a range of devices

This product allows you to collect data and monitor everything remotely using a tablet.



# ST6000 Lineup / Specification



For more information



	ST-6700WA	ST-6600WA	ST-6500WA	ST-6400WA	ST-6200WA	ST-6500T	ST-6300T	
Model No (Softwre : BLUE)	PFXST6700WAD	PFXST6600WAD	PFXST6500WAD	PFXST6400WAD	PFXST6200WAD	-	-	
Model No (Softwre : GP-Pro EX)	PFXST6700WADE	PFXST6600WADE	PFXST6500WADE	PFXST6400WADE	PFXST6200WADE	PFXST6500TADE	PFXST6300TADE	
Display Size	15.6" wide	12.1" wide	10.1" wide	7" wide	4.3" wide	10.4"	5.7"	
Resolution	1,366 x 768 pixels (FWXGA)	1,280 x 800 pixels (WXGA)	1,024 x 600 pixels (WSVGA)	800 x 480 pixels (WVGA)	480 x 272 pixels (WQVGA)	800 x 600 pixels (SVGA)	640 x 480 pixels (VGA)	
Display colors	16 million colors						262,144 colors	
Touch Panel Type	Resistive Film (analog)							
Memory (When using BLUE)	Application memory	FLASH EPROM 128MB					-	-
	Removable System	No					-	-
	Backup memory	NVRAM 500KB					-	-
	Battery	Replaceable battery / Primary battery for clock data backup					-	-
Memory (When using GP-Pro EX)	Application memory	Media	FLASH EPROM					
		Screen Area	64MB					
		User Font Area	8 MB					
		Logic Program Area	132KB					
	Removable System	No						
	Backup memory	Screen Area	SRAM 320KB					
		Variable Area	SRAM 64KB					
Battery	Replaceable battery / Primary battery for clock data backup							
Interface	COM	RS-232C x 1, RS-422 / 485 x 1 Connector : D-Sub 9-pin (plug)		RS-232C / 422 / 485x1 Connector : D-Sub 9-pin (plug)	RS-232C x 1, RS-422 / 485 x 1 Connector: D-Sub 9-pin (plug)			
	Ethernet	IEEE802.3i / IEEE802.3u, 10BASE-T / 100BASE-TX, Connector : Modular jack (RJ-45) x 2		IEEE802.3i / IEEE802.3u, 10BASE-T / 100BASE-TX, Connector : Modular jack (RJ-45) x 1	IEEE802.3i / IEEE802.3u, 10BASE-T / 100BASE-TX, Connector: Modular jack (RJ-45) x 1			
	USB (Type A)	USB 2.0 (Type A) x 1						
	USB (micro-B)	USB 2.0 (micro-B) x 1						
Input voltage	24 Vdc							
Structure	IP65F, Type 1, Type 4X (indoor use only), Type 13							
Certifications *1	CE, UL and cUL, UKCA, RCM, KC, EAC, RoHS, WEEE				CE, UL, cULus, cULus Class 1 Division 2, RMC, KC, EAC, EU RO MR, ClassNK, ATEX/IECEX, RoHS, WEEE			

\*1 Please check the webpage for the latest certification

# STM6000 Lineup / Specification



For more information



	ST-6700WA	ST-6600WA	
Model No (Softwre : BLUE)	PFXST6700WAD	PFXST6600WAD	
Model No (Softwre : GP-Pro EX)	PFXST6700WADE	PFXST6600WADE	
Display Size	15.6" wide	12.1" wide	
Resolution	1,366 x 768 pixels (FWXGA)	1,280 x 800 pixels (WXGA)	
Display colors	16 million colors		
Touch Panel Type	Resistive Film (analog)		
Memory (When using BLUE)	Application memory	FLASH EPROM 128MB	
	Removable System	No	
	Backup memory	NVRAM 500KB	
	Battery	Unreplaceable battery by the customer / Primary battery for clock data backup	
Memory (When using GP-Pro EX)	Application memory	Media	FLASH EPROM
		Screen Area	64MB
		User Font Area	8 MB
		Logic Program Area	132KB
	Removable System	No	
	Backup memory	Screen Area	SRAM 320KB
		Variable Area	SRAM 64KB
Battery	Unreplaceable battery by the customer / Primary battery for clock data backup		
Interface	COM	RS-232C / 422 / 485 x 1	
	USB (Type A)	USB 2.0 (Type A) x 1	
	USB (micro-B)	USB 2.0 (micro-B) x 1	
	Ethernet	IEEE802.3i / IEEE802.3u, 10BASE-T / 100BASE-TX, Connector: Modular jack (RJ-45) x 2	
Input voltage	24 Vdc		
Structure	IP65F, UL 50/50E, Type 1, Type 4X (indoor use only), Type 12, Type 13		
Certifications *1	CE, cULus, cULus Class 1 Division 2, RCM, KC, EAC, Marine, RoHS, WEEE		

\*1 Please check the webpage for the latest certification

# STW6000 Lineup / Specification



For more information



	STW-6700WA	STW-6600WA	STW-6500WA	STW-6400WA	STW-6200WA
Model No	PFXSTW6700WAD	PFXSTW6600WAD	PFXSTW6500WAD	PFXSTW6400WAD	PFXSTW6200WAD
Display Size	15.6" wide	12.1" wide	10.1" wide	7" wide	4.3" wide
Resolution	1,366 x 768 pixels (FWXGA)	1,280 x 800 pixels (WXGA)	1,024 x 600 pixels (WSVGA)	800 x 480 pixels (WVGA)	480 x 272 pixels (WQVGA)
Display colors	16 million colors				
Touch Panel Type	Resistive Film (analog)				
CPU	ARM Cortex A8 800MHz				
Browser	Chromium Browser				
Interface	Ethernet	IEEE802.3i / IEEE802.3u, 10BASE-T / 100BASE-TX, Connector : Modular jack (RJ-45) x 2		IEEE802.3i / IEEE802.3u, 10BASE-T / 100BASE-TX, Connector : Modular jack (RJ-45) x 1	
	USB (Type A)	USB 2.0 (Type A) x 1			
Input voltage	24 Vdc				
Structure	IP65F, Type 1, Type 4X (indoor use only), Type 13				
Certifications *1	CE, CE, UL and cUL, UKCA, RCM, KC, EAC, RoHS, WEEE				

\*1 Please check the webpage for the latest certification

# STC6000 Lineup / Specification



For more information



	STC-6300TA		
Model No	PFXSTC6300TADDKE (Digital output sink type) / PFXSTC6300TADDCE (Digital output source type)		
Display Size	5.7"		
Resolution	640 x 480 (VGA)		
Display colors	262,144 colors		
Touch Panel Type	Resistive film (analog)		
Memory (When using GP-Pro EX)	Application memory	FLASH EPROM	
	Application memory	Screen Area	64MB
		User Font Area	8 MB
		Logic Program Area	132KB
	Removable System	No	
Backup memory	Screen Area	SRAM 320KB	
	Variable Area	SRAM 64KB	
Battery	Replaceable battery / Primary battery for clock data backup		
Interface	COM	RS-232C / 422 / 485 x 1 Connector : D-Sub 9-pin (plug)	
	USB (Type A)	USB 2.0 (Type A) x 1	
	USB (micro-B)	USB 2.0 (micro-B) x 1	
	Ethernet	IEEE802.3i / IEEE802.3u, 10BASE-T / 100BASE-TX, Connector : Modular jack (RJ-45) x 1	
Built-in I/O	DIO : Inputs : 16 / Outputs : 16 High-Speed Counter / Pulse Catch Input : Single phase (4-point) / 2 phase (1-point or 2-point) / Pulse / PWM Output : 4-point		
External I/O	Rear mounting : Modicon TM3 Module: Max 2 units / Extension mounting: Modicon TM3 Module : Max 8 units *Required Transmitter(TM3XTRA1) and Receiver(TM3XREC1)		
Input voltage	24 Vdc		
Structure	IP65F, Type 1, Type 4X (indoor use only), Type 13		
Certifications *1	CE, UL, cULus, cULus Class 1 Division 2, RMC, KC, EAC, ATEX/IECEX, RoHS, WEEE		

\*1 Please check the webpage for the latest certification

## LT4000M Lineup / Specification



For more information



	LT-4301TM		LT-4201TM	
Model	PFXLM4301TADD*	PFXLM4301TADA*	PFXLM4201TADD*	PFXLM4201TADA*
Display Size	5.7"		3.5"	
Rated Input Voltage	24Vdc			
Control	DIO	AIO+DIO	DIO	AIO+DIO
Resolution	320 x 240pixels (QVGA)			
Touch Panel Type	Resistive Film (analog)			
Application Memory	16MB			
Backup Memory	NVS RAM 128KB			
Logic program area	FLASH EPROM 132KB			
Variable area	NVS RAM 64KB			
Interface	RS-232C / 485 x 1 Ethernet x 1 USB (Type A) x 1 USB (mini B) x 1 CANopen (Master) x 1			
Structure	IP65F			
Built-in DIO (Input)	20 points (configurable 2 x High Speed counter / Pulse catch or 1 Up / Down High Speed Counter)	12 points (configurable 2 x High Speed counter / Pulse catch or 1 Up / Down High Speed Counter)	20 points (configurable 2 x High Speed counter / Pulse catch or 1 Up / Down High Speed Counter)	12 points (configurable 2 x High Speed counter / Pulse catch or 1 Up / Down High Speed Counter)
Built-in DIO (Output)	12 points (configurable 2 x PWM / Pulse)	8 points (configurable 2 x PWM / Pulse)	12 points (configurable 2 x PWM / Pulse)	8 points (configurable 2 x PWM / Pulse)
Built-in AIO (Input)	0 points	4 points (Voltage / Current x 2 - Temperature input x 2 included)	0 points	4 points (Voltage / Current x 2 - Temperature input x 2 included)
Built-in AIO (Output)	0 points	2 points (Voltage / Current x 2)	0 points	2 points (Voltage / Current x 2)

## GP4100 Lineup / Specification



For more information



	GP-4114T	GP-4115T	GP-4115T3	GP-4116T
Model	PFXGP4114T2D	PFXGP4115T2D	PFXGP4115T3D	PFXGP4116T2D
Display Size	4.3"			
Rated Input Voltage	12...24 Vdc			
Resolution	480 x 272 pixels			
Touch Panel Type	Analog			
Application Memory	8MB			
Backup Memory	FLASH EPROM 128KB		NVRAM 320KB	FLASH EPROM 128KB
Interface	Ethernet x 1 USB (Type A) x 1, USB (mini B) x 1	RS-232C x 1 USB (Type A) x 1, USB (mini B) x 1		RS-422/485 x 1 USB (Type A) x 1 USB (mini B) x 1
Structure	IP65F			

# Entry HMI

Keeping the essential  
with improved visualization

ET6000 Series has just enough functionality and easy migration with software and hardware compatibility. Enhance your machine with features and good performance from HMI Centric concept.



Entry HMI



# ET6000 Series

## Enough visualization

Entry HMI is designed for specific markets and focuses on machine visualization and operability, with more limited functionality than the Basic models. Please get in touch with your local Pro-face Office to confirm availability and support in your Country.

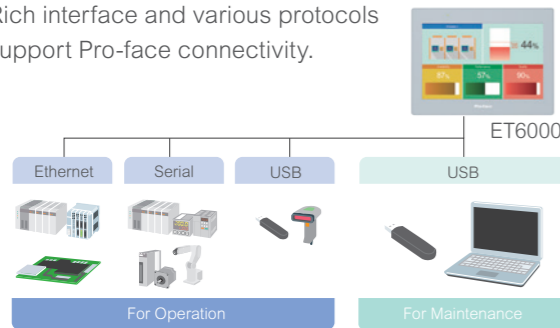


*Good enough*

Size	15" Wide	12" Wide	10" Wide	7" Wide
I/F	COM	LAN	USB	

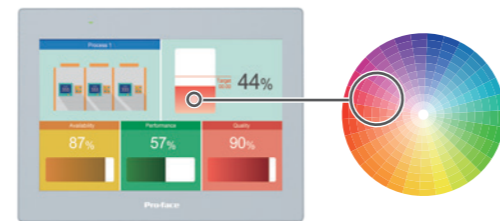
## Connect with various devices

Rich interface and various protocols support Pro-face connectivity.



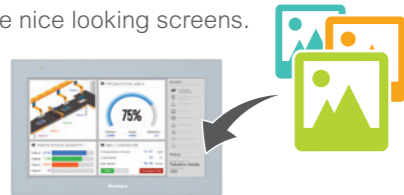
## High resolution & More colors

High resolution & More colors



## Best in class Visualization

Right enough memory size for more images to create nice looking screens.



## Smooth Operation

15" Wide and 12" Wide make it easier machine operation because of all information at a glance.



## Enhanced cyber security

Security checking at CPU level against basic intentional attacks.



## Sustain in various industrial environment

Partially coated against high humidity and dust as a standard.



Model No	PFXET6400WAD	PFXET6500WAD	PFXET6600WAD	PFXET6700WAD
Display	7.0" Wide (800 × 480)	10.1" Wide (1,024 × 600)	12.1" Wide (1,280 × 800)	15.6" Wide (1,366 × 768)
Touch Panel	16 million colors White LED 16 level brightness control			
Interface	Type : resistive film (analog) / Single touch / Service life : 1,000,000 times or more			
Memory	COM1 : RS-232C, COM2 : RS-422 / 485, Ethernet : IEEE802.3i / IEEE802.3u, 10BASE-T / 100BASE-TX × 1, USB : Type A × 1, micro-B × 1		Application memory : 64MB Backup memory : 128KB	
Certifications	IP65, CE, UL, KC		IP65, Type 4X, CE, UL, KC	

# Software

Reducing application development time and collecting data/monitoring without any programming

Pro-face software products include HMI application creation, acquisition of a range of device information, and remote control and monitoring. In addition, software suitable for your application, such as SCADA software, can be used to analyze data.





Screen editor software



## Versatile Software

Revolutionary new software, BLUE offers an alternative experience in HMI project design. Anyone can easily create and change dynamic screens.

## Create nice-looking HMI applications easily (HMI Design Studio)

HMI Design Studio is a creative yet easy-to-use website that helps you and your team to create HMI designs for engineering



## Refined

### High quality graphics

Clearer fonts and screen parts make an obvious difference. The clarity is not affected by zoom level



### Stylish design

Customize gradation and transparency to meet your needs. Stylish expression including transparent effects.



## Simple & Easy

### One source, multiple ways to present

Support HMI project designer to adapt/customize projects and create easily situational awareness projects delivering more intuitive projects to the operators.



### View all needed information at once

Simply display all necessary screens in one place. Multi-screen information gives rise to improvement in operation efficiency.



### Responsive Behavior (Dock panel)

Several pages in one screen, and independent navigation in each section. Adapt the size of information to meet your needs with one click on the dynamic display.



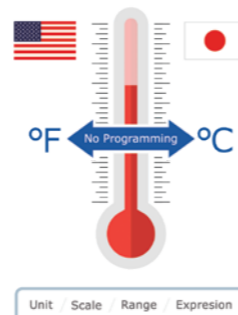
### Highly flexible graph features

Using data analyzing features, such as graph comparison, can produce more expressive insight than ever before



### Change the value of a variable without programming

Use a converter to change the value of a variable from the defined unit, range, scale, and expression without programming.



## Connected & Secured

### Pro-face connectivity

User-friendly protocols allowing you to connect your devices with ease via multiple interfaces and connect OT to IT with OPC-UA server.

### Remote Visualization (BLUE Web Viewer Runtime)

Remote Visualization on PC or Tablet / Smartphone with new Web View features of BLUE. See status of equipment or devices in the right place at the right time.



### Pro-face connectivity

"Pro-face Connect" is a ready-to-use solution for Remote Access Over Internet on ST6000 Series without programming or configuring each device. Start using the cloud based "Pro-face Connect" Smart Industry solution on your existing network without involving your IT department. No network or firewall configurations are required and still the highest level of security and encryption is in place from end to end, from any PC, tablet and smartphone to your machinery.

### Enhanced cybersecurity against basic intentional attacks

- Need admin rights to download project to HMI target
- Auto user log out after predefined idle time
- Doing security checking during booting
- Secure Ethernet download supported by IPSec and password protected project file



Supported Model: SP5000 Series / SP5000X Series / ST6000 Series / STM6000 Series / GP4100 Series / PS6000 Series / 3rd-party PC



# BLUE Line Management Lite SCADA Open Studio



## Flexible software for your need

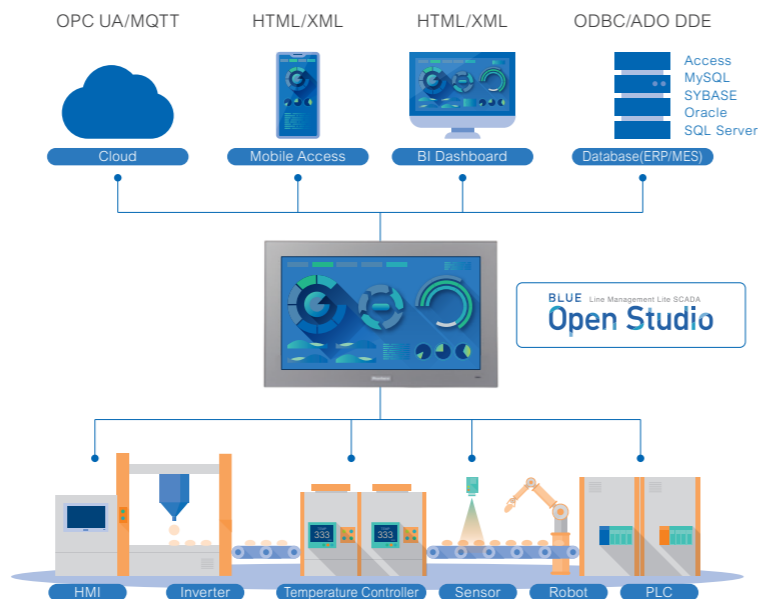
Pro-face BLUE Open Studio is a development and runtime software that incorporates various tools users need to create SCADA HMI applications, dashboards and OEE interfaces.

## Basic Features

Scripting	Animation	Recipes	Email (SMTP)
Security	Database	Multi-touch	FTP
Symbols	Events	Reports	Historical Performance
Tags Database	Graphics and Design Tools	Scalable	PDF Export
Troubleshooting	Trends	Scheduler	SSL Support for Emails
Gestures	Multi-Language	OPC	DDE Client
Alarms	ActiveX and .NET	Intellectual Property Protection	Custom Widgets

## Connectivity

250+ available communication drivers for PLCs and many other devices. Native OPC interfaces such as OPC UA/DA Active X and .Net controls Support upper connectivity to DB through MQTT.

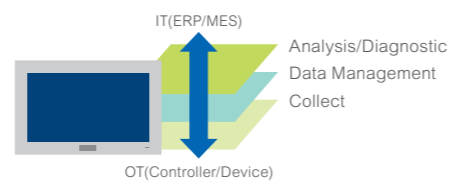


## Database

Connect to any SQL database (Microsoft SQL, MySQL, Sybase, Oracle), or Microsoft Access or Excel, and ERP/MES systems (including SAP), even from Windows Embedded Compact Edition. BLUE Open Studio is flexible, offering a built in interface that doesn't require knowledge of SQL for trends, alarms/events, grid and other objects).

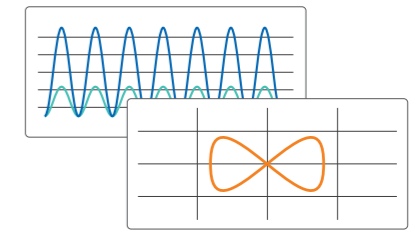
## OPC

BLUE Open Studio provides native OPC interfaces, such as OPC DA (Server/Client), OPC HDA(Server), UA (Server/Client) and OPC .NET 3.0 (Client). BLUE Open Studio also supports OPC XML.



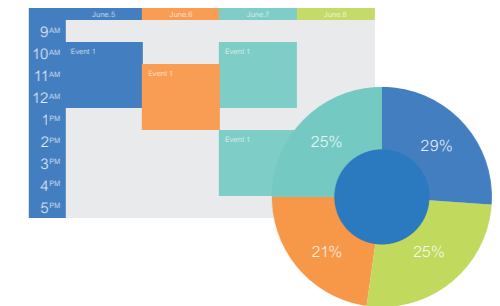
## Trends

Real-time and Historical trends, and SPC functionality are supported. Log data in binary format, or to any local or remote SQL database. Color or fill trends with graphic elements to enhance clarity of data. Date/ Time based or numeric (X/Y plot) trends give you the flexibility to display information that best suits your application.



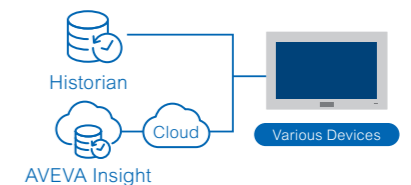
## Custom Widget

Custom Widgets provides the ability to integrate third-party web-based controls into the HMI/SCADA project screens. Develop and share a library of controls that can be easily integrated into an application and accessible through multiple platforms.



## Historian

BLUE Open Studio includes support for saving historical data from some task worksheets to a Historian database or AVEVA Insight.



## Import Wizard



## Remote Access

Access your BLUE Open Studio Screen from any device with a browser that supports HTML5, such as iPads, iPhones, Android devices, Windows devices, and others.



Supported Model: PS6000 Series / STM6000 Edge Box HMI / 3rd-party PC



Screen editor software

# GP-Pro EX

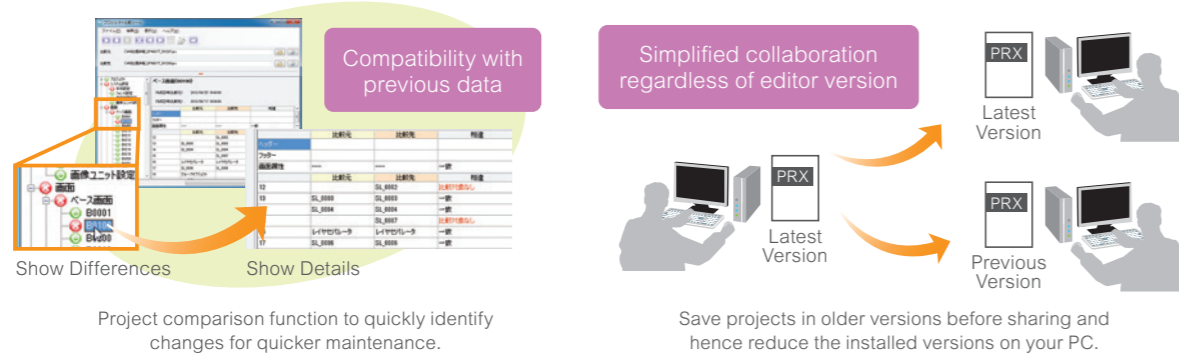
## User friendly, yet powerful

Enables HMI screen and logic programming for all. Screen creation can be performed with ease due to many functions that promote compatibility with legacy applications and reduce development time.

## Connect directly to a wide range of field devices

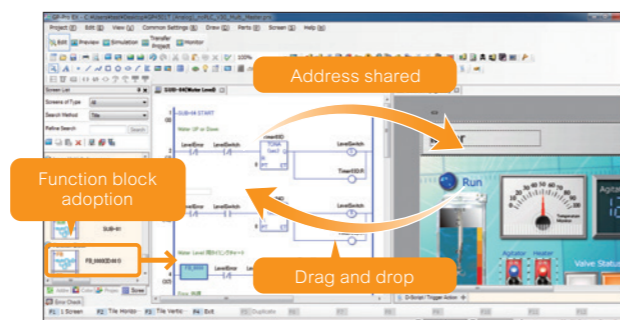
Various drivers even for special devices from various vendors including parts library that offers advanced features without programming efforts.

### Leverage existing assets



## User interface and soft controller editing in one software

Controller and screen addresses are applied directly via drag and drop, thus reducing the development time.



Runtime engine **WinGP** Empower your Windows based PC with projects created by GP-Pro EX

### Seamless communication with control equipment

No need to develop a driver to communicate with control equipment such as a PLC or temperature controller.

### Cooperation with user database using dedicated API

Settings of WinGP are editable and device address read/write of the connected device can be done by the user application.



Data management software

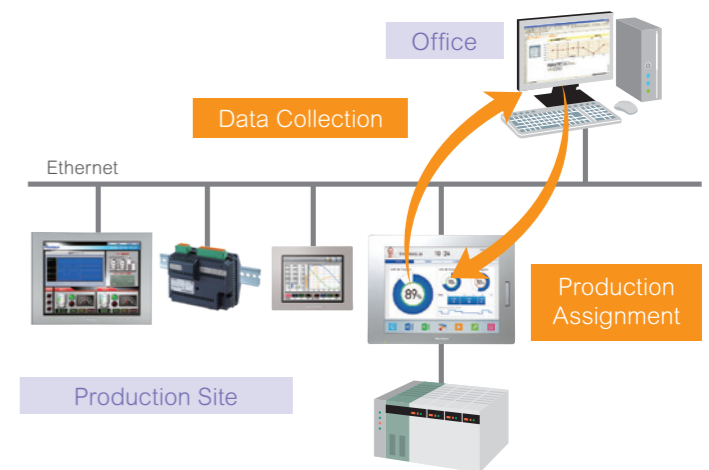
# Pro-Server EX

## Connect your machines to your IT environment for data sharing unlocking new insights for improvements.

Supplying real-time data for visualization and analysis of production sites. Remote machine monitoring and transfer of work instructions to increase efficiency between the production site and the office.

## Networking of the entire site to collect data collectively without programming

Collecting accurate information, and analyzing and utilizing all your data will lead to improvement in working processes!



## Remote Access

### Pro-face Remote HMI

Software that enables tablets and smartphones to display and operate the exact same screen as the on-site HMI. Secure design with full-feature functions taking into consideration tablet operations.

Supported OS	Android OS, iOS (iPhone, iPad, iPod touch)	Download (purchase) from App Store / Google Play
--------------	--	--

### Pro-face Remote HMI Server

Installing Pro-face Remote HMI Server on a Windows device allows users to monitor and operate Excel and PDF files from Pro-face Remote HMI, in addition to the terminal operator screens.

Model	Description
PFXEXRHCLS	Software to operate and monitor Windows applications such as Excel or PDF besides Pro-face HMI screen

### Pro-face Remote HMI Client for Win

More powerful Pro-face Remote HMI for Windows OS launched. While inheriting the functions of Pro-face Remote HMI, newly improved functions were added.

Model	Description
PFXEXRHCLS	1 License
PFXEXRHCLS10	10 Licenses
PFXEXRHCLS30	30 Licenses

Software for remote viewing of Pro-face HMI from desktop PC (license key code)





# Pro-face Connect

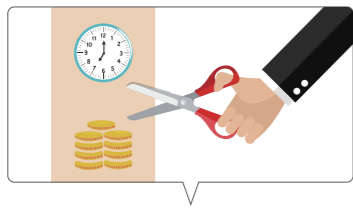
## Connect and Go

Pro-face Connect is a ready-to-use embedded HMI service to access machines remotely and securely.



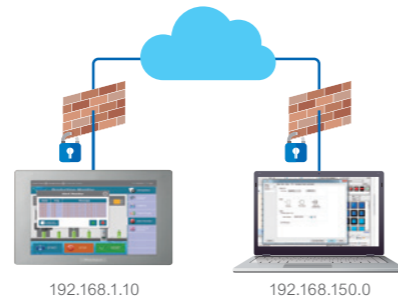
### Small initial cost

No need to locate VPN router in every branch. Able to operate the system with only the license of running cost.



### Able to use IP address with no change

Able to connect to the existing local IP address with no change. No man-hours to change an IP address.



### Connect securely

Conforms with industry level standards for security. Able to build a secure network.

- User access based on x.509 Cert.
- AES data encryption
- ISA99 and IEC 62443



## BLUE Software Licenses

Product Name	Model#	Number of seats	Type of license	Supported models
BLUE Professional	PFXBLPCZLSPAZZ	1	Digital	ST6000 Series, STM6000 Series, GP4100 Series Color model, SP5000 Series, SP5000X Series, PS6000 Series, PS5000 Series
	PFXBLPCZLSPA31	3		
	PFXBLPCZLTPA31	10		
BLUE Basic*1	PFXBLECZLSPAZZ	1		
BLUE Runtime	PFXBLRCZLSPA31	1		
BLUE Web Viewer Runtime	PFXWRT001A	1	ST6000 Series, STM6000 Series, SP5000 Series, SP5000X Series, PS6000 Series, PS5000 Series	
	PFXWRT010A	10		
	PFXWRT100A	100		

\*1 Basic License doesn't support WEB API and OPC-UA. OPC-UA Server is not supported on GP4100 Series Color model

## BLUE Open Studio Software Licenses / Options

### License Lineup

Product Name	Build time / Runtime	Number of Licenses	Number of Tags	Description
BLUE Open Studio for Supervision	Build time	1 License	64000	PFXBOSBT64KA
	Runtime			PFXBOSRT64KA
BLUE Open Studio for Supervision for 3rd Party PC	Build time			PFXBOS3PRT64KA
Upgrade License from Line Management Plus to Supervision	Build time			PFXBOSUG64KBTA
	Runtime			PFXBOSUG64KRTA
Upgrade License from Line Management Plus to Supervision for 3rd Party PC	Runtime			PFXBOS3PUG64KRTA
BLUE Open Studio for Line Management Plus	Build time	1 License	32000	PFXBOSBT32KA
	Runtime			PFXBOSRT32KA
BLUE Open Studio for Supervision for 3rd Party PC	Build time			PFXBOS3PRT32KA
Upgrade License from Line Management to Line Management Plus	Build time			PFXBOSUG32KBTA
	Runtime			PFXBOSUG32KRTA
Upgrade from Line Management to Line Management Plus for 3rd Party PC	Runtime			PFXBOS3PUG32KRTA
BLUE Open Studio for Line Management	Build time	1 License	4000	PFXBOSBT4KA
	Runtime			PFXBOSRT4KA
BLUE Open Studio for Line Management for 3rd Party PC	Build time			PFXBOS3PRT4KA
Upgrade License from Machine Control to Line Management	Build time			PFXBOSUG4KBTA
	Runtime			PFXBOSUG4KRTA
Upgrade from Machine Control to Line Management for 3rd Party PC	Runtime			PFXBOS3PUG4KRTA
BLUE Open Studio for Machine Control	Build time	1 License	1500	PFXBOSBT1KA
	Runtime			PFXBOSRT1KA
BLUE Open Studio for Machine Control for 3rd Party PC	Build time			PFXBOS3PRT1KA
Upgrade from Basic to Machine Control	Build time			PFXBOSUG1KBTA
	Runtime			PFXBOSUG1KRTA
Upgrade from Basic to Machine Control for 3rd Party PC	Runtime			PFXBOS3PUG1KRTA
BLUE Open Studio Basic	Build time	1 License	500	PFXBOSBT500A
	Runtime			PFXBOSRT500A
BLUE Open Studio Basic for 3rd Party PC	Build time			PFXBOS3PRT500A
	Runtime			PFXBOSTCA
BLUE Open Studio Thin Client License (For Secure Viewer and Mobile Access)	Windows	1 License	-	PFXBOSTC10WINA
		10 Licenses		PFXBOSTCEMBA
	Embedded	1 License		PFXBOSTC10EMBA
		10 Licenses		
Import Wizard License (PanelBuilder Import Wizard, PanelMate Import Wizard and FactoryTalk Import Wizard are included)		1 License	-	PFXBOSTKA

### Version up License

Product Name	Build time / Runtime	Number of Licenses	Number of Tags	Description
Version up license for Supervision	Build time	1 License	64000	PFXBOSVU64KBTA
	Runtime			PFXBOSVU64KRTA
Version up license for Line Management Plus	Build time			PFXBOSVU32KBTA
	Runtime			PFXBOSVU32KRTA
Version up license for Line Management	Build time			PFXBOSVU4KBTA
	Runtime	PFXBOSVU4KRTA		
Version up license for Machine Control	Build time	1 License	1500	PFXBOSVU1KBTA
	Runtime			PFXBOSVU1KRTA
Version up license for Supervision 3rd Party PC				PFXBOS3PVU64KRTA
Version up license for Line Management Plus 3rd Party PC	Runtime			PFXBOS3PVU32KRTA
Version up license for Line Management 3rd Party PC				PFXBOS3PVU4KRTA
Version up license for Machine Control 3rd Party PC				PFXBOS3PVU1KRTA

### Options

Product Name	Part Number
BLUE Open Studio USB Hard key	PFXBOSUSBL*

\* Please purchase the license separately.



## GP-Pro EX Software Licenses and Related Software

Product Name	Commercial order reference per delivery method		Qty licenses	Supported models
	EMAIL License	Others		
GP-Pro EX editor license for Screen and PLC project	PFEXEDLS40A		1 license	GP-Pro EX editor license to create HMI and PLC project in a highly intuitive environment
	PFEXGRPLS4010A		1 license for 10 PCs	
	PFEXGRPLS4025A		1 license for 25 PCs	
	-		1 license for 50 PCs	
Pro-Server EX V*. * Developer* <sup>1</sup>	PFEXSDW13A		1 license	Software that connects a PC to HMI via Ethernet and collects and transmits data (DVD)
Pro-Server EX Developer License* <sup>2</sup>	PFEXSDLSA			Pro-Server EX developer license (license key code)
Pro-Server EX Runtime License* <sup>3</sup>	PFEXSRLSA			Pro-Server EX Runtime License (license key code)
MES Action License	PFEXMSLSV10A			License key permitting Pro-Server EX to access a database (license key code)
GP-Viewer EX* <sup>4</sup>	PFEXVWA PFEXVWLS10A PFEXVWLS30A			1 license for 10 PCs 1 license for 30 PCs
Pro-face Remote HMI Client	PFEXRHCLSA	Download from App Store	1 license	Access the HMI or WinGP from a PC in remote mode for operation. Special features like system overview with alarm indication supports unmatched operation efficiency.
	PFEXRHCLS10A			
	PFEXRHCLS30A			
Pro-face Remote HMI Server* <sup>4</sup>	PFEXRHLSA		1 license	Enables connectivity for a Windows PC to Pro-face Remote HMI Clients to view and operate the Windows Desktop or selected software
Video Converter License* <sup>4</sup>	-			License for the file conversion tool required to display video on HMI and PC (license key code)
RPA Client License (Ver 4.09.400 or later is not supported.)	PFEXRPA		1 licenses for 10 PCs	License to access a PC on the network in remote mode (license key code)
	PFEXRPLS10A			
WinGP for IPC* <sup>4</sup>	PFEXWGIPA		1 license	License for using WinGP on WinGP-compatible IPC (license key code)
WinGP for PC/AT* <sup>4</sup>	-	PFEXWGPC	1 license	License for using WinGP on PC/AT-compatible PC (USB dongle)

\*1 Includes the settings editor and Runtime.

\*2 Purchase this product when installing the settings editor and Runtime in a second or subsequent PC.

\*3 Purchase this license when installing Runtime only in a second or subsequent PC. One license is required for each PC.

\*4 This application can be installed from GP-Pro EX DVD-ROM, only the license needs to be purchased.

## Pro-face Connect Licenses

Product Name	Model No.	Description
Pro-face Connect 30 days Free Trial	PFXCONFREE30	Trial package running 30 days and including:
		1x Pro-face Connect GateManager License
		1x Pro-face Connect SiteManager Embedded Extended License, 5 device agents
		1x Pro-face Connect LinkManager License (floating license)
Basic Packs	PFXCONPACKESS	1x Pro-face Connect LinkManager Mobile License
		1x GateManager Customer Domain
		1x LinkManager Floating License
		1x LinkManager Mobile License
	PFXCONPACKENT	1x SiteManager Extended 5 (Annual)
		1x GateManager Customer Domain
		1x LinkManager Floating License
		1x LinkManager Mobile License
20x SiteManager Extended 5		
1x GateManager Premium Access		
Pro-face Connect / LinkManager License	PFXCONLINK1	1x Pro-face Connect LinkManager License
Pro-face Connect / LinkManager Mobile License	PFXCONLINKM1	1x Pro-face Connect LinkManager Mobile License
Pro-face Connect / SiteManager Basic License	PFXCONSMBSCL	5x Pro-face Connect SiteManager Embedded Basic License
Pro-face Connect / SiteManager Extended 5 Licenses	PFXCONEXTD5	1x Pro-face Connect SiteManager Embedded EXTENDED license, 5 device agents
Pro-face Connect / SiteManager Extended 10 Licenses	PFXCONEXTD10	1x Pro-face Connect SiteManager Embedded EXTENDED license, 10 device agents
Pro-face Connect / GateManager Premium Access *	PFXCONGMPREM	1x GateManager Premium Access, Add-on option for Pro-face Connect
		Essential Pack license (PFXCONPACKESS)
User Statistics *	PFXCONSTAT	Add-on option for Pro-face Connect
		Essential Pack license (PFXCONPACKESS) or Pro-face Connect
		Enterprise Pack (PFXCONPACKENT)

\* Not available in all areas, please contact your local office.



Web service

# HMI Design Studio

Begin a new user experience with Pro-face HMI

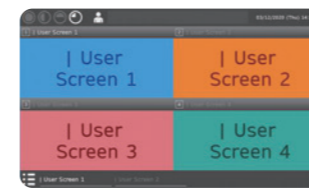
HMI Design Studio is a creative yet easy-to-use website that helps you and your team to create HMI Applications



## Template / Objects

Download various ready-made template screens and parts. You can import those into your BLUE and Blue Open Studio project files.

Intuitive layout template



BLUE

Alarm Control



BLUE Open Studio

Icons



GP-Pro EX NEW

Dock Panel (Bottom)



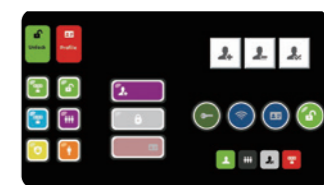
BLUE

Database



BLUE Open Studio

Various switches



GP-Pro EX

## Images

Download various industrial "Royalty-free" image files (\*.png)



BLUE BLUE Open Studio GP-Pro EX

## Customizable Icons

Generate various icons according to your preference



BLUE BLUE Open Studio GP-Pro EX



Flat Panel Monitor

# FP6000 Series

## Improve your machine's operativity

Pro-face Flat Panel Monitors are industrial PC monitors with a touch panel mounted and offered solutions for difficult installation due to a harsh production-work site environment or limitation of space.

Size	22" Wide	19" Wide	15" Wide	15"	12" Wide	12"	10" Wide
I/F	DVI-D(Max 5m)						



visibility



USB Solution

# EZ Series

## Easily connect to HMI with USB solutions

EZ Series is a USB device that can connect to HMI by a USB cable. The equipment around the operating panel can be installed with no program and less-wiring.



### Fits the most suitable place for machine operation by installing separately.

Industrial Flat Panel Monitors




DVI (video) USB (touch) : 5 M

BOX PC





### Improve operation efficiency with a secondary display.

Industrial Flat Panel Monitors



DVI (video) USB (touch) : 5 M

Panel PC




### Reduce excess inventory of indicator lights

#### EZ Tower Light

Model : PFXZCETWHA1(tube mounting with fixing plate)  
Model : PFXZCETWW1(base mounting)

With this single model, multiple colors and sounds can be set. Capable of indicating the state of equipment.

LED lamps adaptable to various types of setting

Configuration from HMI 4 colors (red, green, blue, and yellow) and 3 modes (off, on, and blink)  
Number of lamps: 3 Buzzer patterns: 4



### Combining switch and lamp

#### EZ Illumination Switch

Model : PFXZCCEUSG1

Improve visibility with 6-color illumination. Reduce man-hours for control panel installation and wiring

LED light switches accept a wide range of settings

Configuration by HMI design software 6 colors (red, green, blue, yellow, white, and orange) and 3 modes (off, on, and blink)  
Protection structure: IP65 (front face where panel is embedded)  
Mount: 22 circular mounting hole



### Work-saving for inputting repeated values

#### EZ Numpad

Model : PFXZCCEUKB1

Reduces screens needed for value input

- Alphanumeric and customizable function keys (Set by HMI design software)
- Protection: IP65 · Mount: 22 circular mounting hole



### Adding second LAN port with independent IP address

#### EZ LAN Adapter

Model : PFXZCGEUE1

The GP4000 series also allows you to securely set up a network.

- Same functions as built-in LAN port · 10BASE-T / 100BASE-TX · Limited to GP4000 standard models



Model	Display Size	Resolution	Touch Panel Type	Touch Mode Configuration	Front USB
PFXFP6900WCD	22" Wide	Full HD(1,920 × 1,080)	Capacitive Multi-touch with optimized noise filter	Yes -Standard mode -Glove mode -Water detection mode	-
PFXFP6800WCD	19" Wide				
PFXFP6700WCD	15" Wide	WXGA(1,280 × 800)			
PFXFP6600WCD	12" Wide				
PFXFP6500WCD	10" Wide				
PFXFP6700TMD	15"	XGA(1,024 × 768)	Resistive multi-touch	Not applicable, because of a resistive analog touch panel	USB(Type A) × 1*
PFXFP6600TMD	12"				

\*1 By default, the USB is disabled

# Pro-face<sup>TM</sup>

---

by **Schneider** Electric

[proface.com](https://www.proface.com)

Visit Pro-face web site for more information  
<https://www.proface.com/en>

Contact Us (Worldwide Pro-face)  
<https://www.proface.com/en/contact>

©2024 Schneider Electric Japan Holdings Ltd. All Rights Reserved.